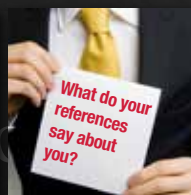


Say Something Nice!!!

What Do Your References Say About You?



i.am A New Way for Employee Prospects, Student Prospects, and Sport Athletes to Display References and Accolades with Employers, Universities, and Organizations

i.am A New Way for Employers, Universities, and Organizations to Communicate with Employee Prospects, Student Prospects, and Membership references

i.am A New Way for Employers, Universities, and Organizations to showcase milestones and accolades using video References

HOW-TO-GUIDE

inquireaboutme.com



ref·er·ence

/ˈref(ə)rens/

noun

1. the action of mentioning or alluding to something.
“he made reference to the enormous power of the mass media”

synonyms: mention of, allusion to, comment on, remark about

2. use of a source of information in order to ascertain something.

Contents

4-5 INTRODUCTION

Introducing **inquireaboutme**, (i.am)

6-7 ABOUT

What is **inquireaboutme** (Employee Prospects, Student Prospects, Sport athletes, Employers, Universities, and Organizations)

8-9 OUR BRAND

Who we are, who are you (Employee Prospects, Student Prospects, Sport athletes, Employers, Organizations, and Universities)

10-11... PROSPECTS

Employee Prospects and Student Prospects
(How **inquireaboutme** can assist when applying for employment or school admission)

12-13... SPORTS

How Sport athletes can use **inquireaboutme** for college and professional recruitment

inquireaboutme®

© 2020 inquireaboutme, inc. - All Rights Reserved

14-15... EMPLOYERS

How businesses can use **inquireaboutme** to streamline hiring efforts, and showcase others speaking on their behalf

16-17... UNIVERSITIES

How universities and colleges can use **inquireaboutme** to streamline admission efforts, and showcase others speaking on their behalf

18-19... ORGANIZATIONS

How organizations can use **inquireaboutme** to streamline membership enrollment, hiring, and fundraising efforts, and showcase others speaking on their behalf

20-23... POINTERS

How to record a video, video formats, recording environment, what to say, reference verification

24-71... INSTRUCTION GUIDE

How to sign up (as an Employee Prospect, Student Prospect, Sports athlete, Employer, University, or Organization), instructions, functionality, features, organization

Instruction Guide is for utilizing on a web browser, and is provided in a sequence from the initial signing up phase, to becoming an active user.

1.....Cover	19-20....i.am Cards	44.....Share, Save, Download Posts
2.....Table of Contents	21-23....Video Reference Request	45-46 ...Follow/My Connections
3-9Signing Up	24-28....Accolade Videos/Pictures	47.....Who's Viewed My Videos, My Account, My Accolades
10.....Create An Account	29-31....Blogs	My Account, My Accolades
11.....Account Verification	32.....Editing Posts	
12.....Account Login	33-34....Messages	48.....Search
13-14 ...User Profile	35-36....Notification Control Center	49-50 ...Recover Password
15-16 ...Resume	37-40....Newsfeeds	
17-18...Connect Request, Video Reference Request, Blog Request	41-43....Groups	



Introducing
inquireaboutme[®]
www.inquireaboutme.com

i.am

inquireaboutme (i.am), is a free way to share your professional and personal references, by letting people speak on your behalf, as a form of review.

inquireaboutme allows others to see and hear what others are saying about a person, business, or organization. On **inquireaboutme**, you save videos of references, and direct your audience to your **i.am** page to view. You can also invite professional or personal colleagues to write an attribute (blog) about you on your **i.am** page. The ideal and perfect method to assist potential employers, universities, and organizations with gaining a better understanding of your skill set, credentials, and past achievements.

At **inquireaboutme**, we offer an alternative to assist with your references on an application, and better your chances at landing the job of your dreams, attending the school of choice, obtaining membership, and accomplishing your goals.

Better
Chances

Be Heard

Ever wonder what your references say about you?

About

Employee/Student Prospects

Ever wonder what your references say about you? **inquireaboutme** eliminates the need to cold call a former boss for a letter of recommendation, or perhaps, asking a fellow colleague if you can list them as a reference time after time. On **inquireaboutme**, you can store multiple Video References, Accolade Videos/Pictures, and Blogs of others speaking on your behalf. **inquireaboutme** offers your potential employer a more inside look at your qualifications by word of mouth, instead of solely depending on your credentials listed on a resume, cover letter, or letter of interest. **inquireaboutme** eliminates the fear of what a reference will say about you, or if a reference has been contacted. Whether you're

a job-seeker, attempting to get into the college of choice, or seeking membership into an organization, **inquireaboutme** helps increase your credibility, which may be the deciding factor in reaching your goals.

Employers/Universities/Organizations

Is it time consuming to contact a prospect references? What about the interim of waiting for a potential employee, student, or membership applicant's reference to contact you back? On **inquireaboutme**, you can view reference videos for potential employees, students, or membership applicants, and see what their former colleagues say about them. You can also view Accolade Videos

and pictures, and contact references through **inquireaboutme** to ask specific questions. Store Employee Prospect and Student Prospect video references, and Accolade Videos and pictures for future reference as long as you like. Eliminating the need to contact references, and no more will there be a need for your human resource department keep a paper trail of references. **inquireaboutme** helps expedite the hiring or approval process, and streamline efforts in relation to company, university, or organization protocol.

Reference Verification

When contacting references, it is depended that the applicant is being truthful in relation to the job they've held past, their credentials, and the title of the person being listed as a reference. At **inquireaboutme**, users are required to verify their email address. If it is required a potential prospect list 3 to 5 references; Businesses, Universities, and Organizations can require that the reference is verified on **inquireaboutme**.

inquireaboutme makes the reference verification process legit and authentic.



i.am

Ideal

Our Brand

What makes us unique

Who We Are

For Employee and Student Prospects, your **i.am** page keeps your audience in the know of your career achievements, and offers an opportunity for endless comments (blogs) of your past experiences. Making you look more ideal for the goals you seek.

- **Student Prospect** (For individuals seeking enrollment into a university or college; and/or to highlight scholastic achievements using video references and accolade videos/pictures.)
- **Sports** (For athletes seeking enrollment into a university, college, or professional ranks; and/or to highlight athletic achievements and highlights using video references and accolade videos/pictures.)
- **Employers** (For businesses seeking employees; to view video references and accolade videos/pictures of potential Employee Prospects. For businesses looking to post video references or accolade videos/pictures from staff, partners, to highlight company achievements.)
- **Universities** (For universities/colleges seeking students; to view video references and accolade videos/pictures of Student Prospects and Employee Prospects. University/Colleges looking to post video references or accolade videos/pictures from staff, partners, sponsors, to highlight university (or department) achievements.)
- **Organizations** (For non-profits, volunteer groups, Greek organizations, etc., seeking members; to view video references and accolade videos/pictures of potential members, and Employee Prospects. Groups looking to post video references or accolade video/pictures from staff, partners, or sponsors, to highlight group achievements.)

For Employers, Universities, or Organizations, your **i.am** page keeps your audience abreast with company achievements, and allows others to see and hear of past experiences from other people.

Who Are You?

i.am

inquireaboutme

allows you to put your best foot forward when attempting to reach your goals, by using videos as your references. Whether you're applying for a job, college, membership, or highlighting your business or organization achievements, **inquireaboutme** does the talking for you with videos, pictures, and blogs. What better way to showcase your talents, skill set, and accomplishments, by letting others

speak of your attributes on your behalf. You can showcase receiving an award, speaking at a public event, someone else speaking highly of your hard work, or how great your place of employment, university, or organization is. **inquireaboutme** displays the positive moments of your career, business, or organization, and offers others the opportunity to hear about milestones, by word of mouth from other people.

Account Options

There are 6 options to chose from when creating an account on **inquireaboutme**:

- **Employee Prospect** (For individuals seeking a job; and/or to highlight career achievements using video references and accolade videos/pictures.)

Show Who You Are

Be Prepared

Employers can view videos from your references about you.

Employee & Student Prospects

Employee Prospects - Employers can view videos from your colleagues about you. Post Accolade videos and pictures of your career achievements.

Send **i.am** Blog Requests to colleagues, or school affiliated personal to write on your page. Showing credibility of who you are, and highlighting your career or/and scholastic achievements.

not let videos of past supervisors or colleagues do the work for you? No more will there be a need to constantly ask colleagues to serve as a reference, or the need to request a letter of recommendation.

Student Prospects/ Sport athletes

It's common for colleges to ask for two to three recommendation letters. These letters are normally generic. A Video Reference from a teacher, counselor, principal or coach will speak margins above a letter, and will truly showcase your character, accomplishments, goals, and abilities. On school applications, you provide a web link to your **i.am** page. Administration departments can then view your Video References, Accolade Videos/pictures, About Me Video, recommendations, and Resume Profile.

You can link, post and upload your SAT/ACT information, cover letter, and other pertinent information on your resume profile. At **inquireaboutme**, you better your chances at being accepted at the university or college of choice.

Student Prospects/ Sport Athletes -

Universities/Colleges can view Reference Videos from your teachers, counselors, or/and trainers about you! Post Accolade Videos/Pictures of your scholastic and sport achievements.

Employee Prospects

Along with your polished resume and cover letter, it is also a very important factor to chose the best references. Having good references could be the deciding factor in landing that dream job. At **inquireaboutme**, you send a Video Reference request (or **i.am** card) to the person of choice, in-turn, your reference uploads a video speaking of your positive attributes, and skill set.

How does it work? It's easy! Send your **i.am** card (to connect, or request a reference video or blog) to former supervisors or/and professional colleagues. Your reference then receives an email notification to provide a reference video, which is then uploaded to your **i.am** page. On job applications (or cover

letter), you direct the potential employer to your **i.am** page. You can also send a customized web link of your **i.am** page to the hiring manager or HR department to view. The potential employer can then view your Video References, Accolade Videos/Pictures, About Me Video, colleague recommendations, and Resume Profile. It's that simple!

Curious in knowing who has visited your page, or viewed your Video References? **inquireaboutme** offers a detailed list of employers or colleagues who have viewed your Video References, Accolades Videos/Pictures, and **i.am** page. No more inquiring or guessing what your job references are saying about you. Need a letter of recommendation? Why

Stand Out



i.am The Best

Scouts can view athletic highlights and videos of people speaking on your behalf.

Sports

A Reference Video from a coach, trainer, teacher, or counselor will speak margins than just a letter.

No more inquiring or guessing what your coaches, teammates, or colleagues are saying about you.

No more will there be a need to gather resources to submit your portfolio of sporting event highlights, or other required specifics. On **inquireaboutme**, you direct recruiters, coaches, or other related individuals to your **i.am** page, to view all your related credentials. Giving you an edge to achieve the goals you seek.

Provide an 'About Me' video that details who you are, and post 'Accolade' videos and pictures of your athletic milestone moments!

Comments or statements from coaches, teammates, opposing players, teachers, or counselors, can be achieved by sending **i.am** Blog Requests. This adds more credibility to your athletic abilities. 'Likes' (👍) from your audience helps grow your network, and highlight your sporting accomplishments.

At **inquireaboutme**, you better your chances at being accepted at the University or college of choice, and makes you more attractive to the professional league.

inquireaboutme offers a detailed list of Universities, Colleges, and other sport affiliates who have viewed your **i.am** page.

Sports

High School and College athletes, **inquireaboutme** is the perfect platform to show what coaching staff, trainers, teammates, and/or teachers say about you being a sports phenomenon. For every touchdown, basketball shot, soccer goal, tennis ace, or any sport achievement highlight; you can post as many videos and pictures as you like as a 'Video Reference' or 'Accolade' video or picture.

You send your **i.am** card (to connect, or request a reference video or blog) to coaches, trainers, teachers, counselors, or/and professional colleagues. Your reference then receives an email notification to provide a Reference Video, which is then uploaded to your **i.am** page. On school or

job applications (or cover letter), or applications in relation to sports, you direct the potential school, team, or employer to your **i.am** page. Individuals can then view your 'My Top 5 Reference Videos' or 'My Reference Videos'. You can also send a customized web link of your **i.am** page to the person of choice to view. Individuals can then view your Video References, 'Accolade' videos/pictures, and school affiliated recommendations. It's that simple!

Within your resume profile there are areas to upload (or hyper-link) your SAT score, NCAA Clearing House eligibility info, and other pertinent information in relation to college athlete requirements, or use as a platform to be more appealing for the next level.



Be Organized

View Video References and achievements of your Employee Prospects.

Employers

Post 'Accolade' videos and pictures from staff, or extended partners of your **Employer** milestone moments.

Showcase videos or commercials about your company in your 'About Us' area that speaks of the foundation of your business, or what your business specializes in. Post staff video references in 'My Top 5 Reference Videos' and 'My Reference Videos' areas speaking on your behalf. Use staff Video References to highlight department achievements, upcoming events, or the results of a past event. This is the perfect method for staff and department engagement. It will also keep your audience and **i.am** connections informed of future goals and milestones that have been obtained.

Blogs about your company achievements keeps your network in the know of special moments and achieved goals. At **inquireaboutme**, you can send **i.am** Blog Requests to fellow constituents or extended partners, to provide a comment of their experiences interacting with cohorts, or perhaps, from attending a company event.

Employers - View Video References of Employee Prospects and read achievements of your applicants. Highlight company milestones using Accolade Videos and Pictures from your staff and company partners.

Employers

Is it time consuming to check references for Employee Prospects? On **inquireaboutme**, you can view Reference Videos of potential employees, and if need be, contact them through our network. How do you know if the credentials of the person serving as a reference are factual? You can require that references are verified through **inquireaboutme**, to ensure the authenticity of the person serving as a reference. Our requirements for verification are done by confirming that the provided email address is legitimate. After you have viewed the potential employee references (or 'Accolades') on **inquireaboutme**, you can save and store in a customized folder with the naming convention of choice (e.g. Human Resource Department) on

your **i.am** page private dashboard. This allows you to save video references for your new hire, and keep on file for future purposes, as well as save 'Accolade Videos' (or pictures) of your new employee's achievements, assisting with creating an employee profile. No more will there be a need for a paper trail of a new hire. At **inquireaboutme**, you eliminate the need to call references, and waiting for responses. With this innovative method of verifying references, your staff can better formulate a decision more efficiently.

Want to highlight your company's achievements and milestones? At **inquireaboutme**, you can use videos of your establishment achievements as company (or staff) references on your **i.am** page.

Be Professional

Be Collegiate

View reference and achievement videos of future Student Prospects.

Universities

inquireaboutme is the perfect platform to gain popularity, and assist universities/colleges with communication efforts, audience engagement, and creating a loyal following.

Universities - View future student Video References and achievements! Highlight scholastic milestones using Accolade Videos and Pictures from your staff and extended sponsors.

of choice (e.g. Employee Prospects/History Dept, or Student Prospect/Art Department), on your **i.am** page private dashboard. This allows you to save all references for constituents of the department, admissions, and all other affiliated parties to view.

Showcase videos or commercials in your 'About Us' area that speaks of the motto of your university/college (or department), and post videos from staff or sponsors under 'My Top 5 Reference' videos or 'My Reference' videos speaking on the behalf of your University/College (or department). 'Accolade Videos' (or pictures) provides the opportunity to share and post videos/photos from staff, students, sponsors, or event related information to your audience.

Send **i.am** Blog Requests to fellow constituents or extended sponsors, to provide a statement of their experiences interacting with cohorts after attending your organization's event.

Comments of student achievements, departmental goals, event happenings, or professor awards on your university's **i.am** page allows you to reach alumni, students, stakeholders, and parents effortlessly.

Universities

Have an endless amount of student enrollment applications? Viewing references, credentials, and accolades of Student Prospects on **inquireaboutme** allows all related departmental staff to gain a better understanding of the potential student's background.

Universities/Colleges can require all student applicants to submit their customized web link to their **i.am** page. This allows you to listen to counselors, teachers, principals, or affiliated persons speaking on the behalf of the student, eliminating the need for recommendation letters. You can also communicate with the student on the progress of his/her application status, or inquire

more of a student's background, using the features available on **inquireaboutme**. It eliminates a paper trail, and offers more insight of the potential student achievements, extra curriculum activities, and community service.

Universities/Colleges can create an **i.am** page per each department. This enables each department to have it's own administrator, eliminating the need to have one **i.am** page per university/college.

Signing up your university/college on **inquireaboutme** has many advantages with streamlining all efforts in relation to employee hiring as well. You can store Employee Prospects or Student Prospects reference videos or 'Accolades' in a customized folder with the naming convention



Studios

Our Mission

View Video References of your membership applicants.

Organizations

Organizations - View potential members Video References and Accolades.

organization, or what your organization specializes in.

To enhance your organization's **i.am** page, posting comments (blogging) on goals, or event happenings is seamless. On **inquireaboutme**, you send **i.am** Blog Requests to fellow constituents or extended sponsors, to provide a statement of their experiences interacting with your organization. Statements from colleagues, staff, or sponsors, add more credibility to your organization's mission and efforts. 'Likes' (👍) from readers of blogs/statements help grow your network.

Signing up your organization on **inquireaboutme** has many advantages with streamlining all efforts in relation to employee hiring, membership efforts, obtaining members, and keeping your audience informed.

Using word of mouth through videos is a powerful marketing method, and **inquireaboutme** is the perfect platform to share ideas and insights.

View Video References of your membership applicants. Highlight your **Organization** mission using Accolade Videos and Pictures from your staff and extended sponsors.

Organizations

Need more organizational structure to gain sponsors or members? Could you benefit from a social media network that allows your non-profit, volunteer group, church, fraternity or club, to highlight events and milestones?

View and save 'Employee Prospects' or membership candidates 'Video References' or 'Accolades' in a customized folder with the naming convention of choice (e.g. Employee Prospects, Members, or Sponsors), on your **i.am** page private dashboard. This will assist with gaining a better understanding of their background, community service, or other related credentials. This allows you to save all references (and 'Accolades') of your

new employee, member, or sponsor, and keep on file for future purposes.

On **inquireaboutme**, you can stream endless videos from your staff speaking on behalf of your organization as 'My Top 5 Reference' videos or 'My Reference' videos. Post 'Accolade' videos and pictures of events to share with potential sponsors, members, and network to keep them abreast of your organization progress and efforts. This provides your organization with the opportunity to post videos from staff, volunteers, and/or recipients of an award from your organization.

Showcase videos or commercials in your 'About Us' area, that speaks of the mission of your

Purpose

i.am



i.am Pointers

How to Record a Video

The functionalities on **inquireaboutme** will enable you to create an ‘About Me’, ‘Video Reference’, or ‘Accolade’ video live, live stream, or a video can be uploaded from a local work environment. For individuals who choose to record a video live, a webcam will appear while logged on **inquireaboutme**, and you will be prompted to record. The same applies for the recipient of a ‘Video Reference’ request.

If decided to create a video locally and then upload, there are several methods. To create and record a video, most desktop and laptop computers, and smart phones are already equipped with a web camera and software that allows you to do so. While a desktop computer provides a more stable foundation, a laptop can easily be fixed on a solid platform to make a video recording. A smart phone (held steady) is ideal for ‘Accolade’ videos.

Video Formats

The accepted formats to upload ‘About Me’, ‘Video Reference’, or ‘Accolade’ videos to your **i.am** page are: .avi, .mpeg, .mp4, and .mov.

Creating the Ideal Video Recording Environment

Video References / About Me Videos

The area that is viewed in the web camera live space should be clean, and an office set up is ideal for reference videos, or that of a professional setting. The area should be well-lit, with no additional movement in the background, or sound (other than your voice) for reference videos. Your attire should be professional, as though you’re conducting an online interview. Practice ahead of time before recording, and only upload a solid presentation, with no breaks in conversation. Your video should be short, with the ideal recording time being 30 seconds to 1 minute, no longer than 2 minutes. Eye contact should remain entirely on the web camera, reading from notes is not ideal, and speaking fluently (no pauses) makes your statement look more genuine. To end your video, have your hand and mouse ready to stop recording, eliminating the need to look away from the web camera. Remember, the goal is to present yourself in the best professional manner as possible. This information should be relayed to those that will serve as a reference for you as well.

What to Say (i.am Employee/Student Prospect/ Sport athlete ‘About Me’)

Your ‘About Me’ statement should be of who you are, your skill set, achievements, goals, or/and what you aspire to be. It should be short, to the point, and use verbiage other than what’s in your bio area on your **i.am** page. Being generic is also ideal, to allow your ‘About Me’ statement to be applied and relevant to any type of position to which you may have applied (Employee Prospect) or pursuing, or to schools to which you may have applied (Student Prospect/Sport athlete). The following is an example of what to say as your ‘About Me’ statement as an Employee Prospect.

Hello,

My name is Jane Doe, and I am an accomplished Creative Director with a notable record of achievement in the print, web, and digital design sector. I have over 10 years professional experience working with Fortune 500 and International Brand companies. I have successfully managed and directed teams with advertising strategies in the US and Global Markets, and monitored every step of brand execution to ensure adherence to International guidelines. Being a leader is a natural trait for me, and I believe in creating a positive work environment for the teams I manage, to keep them interested, and to help them thrive in their position. My philosophy to being a creative professional is simple; to find the best solution to meet objectives, and to take projects to heights unforeseen.

What to Say (i.am References)

A ‘Reference Video’ for an Employee Prospect, Student Prospect, or Sport athlete should be from a former boss, colleague, school administrator, teacher, counselor, coach, trainer, or perhaps a person who monitored your community service. Reference wording should be that of a recommendation letter, speak of your interactions with the person to whom you’re serving as a reference for, and length of time known. The person’s skill set, strengths, and any positive moments should be reflected. It should be as though you’re speaking directly to someone who is checking on a prospect references for employment, school admission, or admission into an organization. The following is an example of what to say serving as a reference.


Greetings,

My name is Robert Dow, Brand Director at Napple, and I had the opportunity to serve as Jane Doe’s manager for 8 years, known her for 10 years, and have personally witnessed her professional work ethic, positive attitude, and pleasant demeanor. Jane served as the Creative Strategist Manager at Napple, and was in charge of advertising and marketing strategies in the US and Globally. Jane worked closely with me in planning and developing strategies to better promote our brand, particularly in an International market. She is very responsible and professional, and her ambition was evident in her ideas and performance. Jane has a thorough knowledge of multiple programs affiliated with print, digital, and web, has a keen eye for what ‘pops’ and what is considered eye catching. She is very much a student of her craft, and is diligent with staying abreast with new technology. She stood out amongst her peers, maintaining a distinct stature on positive change. Her focus was to make a difference, and be an influence within her cohorts. Jane demonstrated a great interest and dedication to the field of advertising, and I expect her to have a bright future in the field. She is truly an ideal employee, one I would rehire again, and I recommend Jane with confidence.

For ‘Reference Videos’ or ‘Accolade’ Videos that are from staff, or that will speak in relation to a business or organization, this is a perfect marketing opportunity to highlight an upcoming event, the results of an event, or any pertinent information that is related to your cause.

i.am Reference Verification

To ensure authenticity, users of **inquireaboutme** must be verified by providing their personal or company email address, and reply to a self generated email verification. When a user is verified, an icon ‘**v**’ is prominent on the **i.am** page of the reference . The icon will be evident in respective areas on users **i.am** page. Requiring verification is ideal for human resource departments, hiring management teams, organizations, or school admissions, in making sure an employee or student’s reference is factual. Staff or employee verification (for individuals providing a video reference for an Employer, University, or Organization), is also ideal.



Summary

Employee Prospects, Student Prospects, Employers, Universities, Organizations, and **Sport** athletes all benefit from **inquireaboutme**. It streamline efforts in relation to landing a job, university/college admission, becoming a member of an organization, sponsorship, or simply to highlight personal, business, university, or organization achievements.

Employee Prospects, Student Prospects and **Sport** athletes are now able to present themselves in a manner that shows the positive aspects of their life and career, by having someone speak on their behalf using video references.

You better your chances at meeting your goals on
inquireaboutme®



INSTRUCTION GUIDE

inquireaboutme.com

i.am

inquireaboutme®

Provide, Share, and View Video References

inquireaboutme allows others to put a face with the name, and actually see and hear what others say about a person, business, university, or organization, using video references.

What do your
references
say about
you?

- INSTRUCTIONS
- FUNCTIONALITY
- FEATURES
- ORGANIZATION



NEWS FEED



MY ACCOUNT



MEDIA



MY CONNECTIONS

© 2020 inquireaboutme®, inc. - All Rights Reserved

TABLE OF CONTENTS

Instruction Guide is for utilizing on a web browser, and is provided in a sequence from the initial signing up phase, to becoming an active user.

3-9 SIGNING UP

- How to sign up as an Employee Prospect, Student Prospect, Sports Athlete, University, Employer, or Organization on **inquireaboutme**

10 CREATE AN ACCOUNT

- Registration
- Email and account verification
- Customize account

11 ACCOUNT VERIFICATION

- Verification of email address

12 ACCOUNT LOGIN

- Account access

13-14 .. USER PROFILE

- How to edit profile
- How to add about me video 'LIVE' or from local environment
- How to add bio
- How to add self picture/Business/University/Organization logo
- Social media badge

15-16 .. RESUME (Employee Prospects/ Student Prospects/Sport Athletes)

- How to create and edit a resume profile
- How to add credentials
- How to upload a resume on file
- How to upload a cover letter
- How to include hyperlinks to another web page or email

17-18 .. CONNECT REQUEST, VIDEO REFERENCE REQUEST, BLOG REQUEST

- Start growing your network
- How to send a Connect Request
- How to request a Reference Video and Blog
- How Connect, Video Reference and Blog requests appear before recipient

19-20 .. i.am CARDS

- How to share **i.am** cards abroad and grow your network
- How to send **i.am** card via email with all 3 request options: Connect Request, Video Reference Request, and Blog Request
- How **i.am** cards appear before recipient
- How to store and download **i.am** cards
- How to search received **i.am** cards

21-23 .. VIDEO REFERENCE REQUEST

- How to record a Video Reference
- How to record a 'LIVE' Video Reference using a webcam
- How to upload Video References from a local work environment
- How to store Video Reference videos
- How to make Video Reference videos private or public
- How to add Video References to 'My Top 5 Reference Videos' area
- How Video References appears to public and in private dashboard

24-27 .. ACCOLADE VIDEOS AND PICTURES

- How to access Accolade Videos and photos
- How to add Accolade Videos or pictures to media area
- How to record a 'LIVE' Accolade Video using a webcam
- How to make Accolade Videos or pictures private or public
- How to conduct a 'LIVE STREAM' Accolade Video
- How Accolade Videos and photos appears to public and in private dashboard

28-30 .. BLOGS

- How to initiate a Blog
- How to view, reply, and comment on a Blog
- Blog alert notifications

31 EDITING POSTS

- How to update an existing post
- How to change a video, picture file, title, or edit a title or comment

32-33 .. MESSAGES

- How to access message inbox
- How to view messages
- How to initiate, compose, and send messages
- How to retrieve messages
- How to reply to messages
- How to create folders for organization
- How to save messages

34-35 .. NOTIFICATION CONTROL CENTER PANEL

- How to access email notification control center
- How to view notifications for requests, likes, and comments
- How to delete a notification
- How to enable and disable email notifications

36-39 .. NEWSFEEDS

- How to post, add photos and videos to main newsfeed
- How to post reference videos to main newsfeed
- How to post accolade videos and photos to main newsfeed
- How to comment on a post
- How to conduct 'LIVE' Accolade Videos to main newsfeed
- How to tag another user
- How to add hyperlink
- How to navigate a **i.am** user individual newsfeed
- How an **i.am** user individual newsfeed appear before others
- How to distinguish if another **i.am** user is currently on **inquireaboutme**

40-42 .. GROUPS

- How to access groups
- How to join a group
- How to unjoin a group
- How to create a group
- How to invite other users to a group
- How to post within a group newsfeed

43 SHARE, SAVE, DOWNLOAD POSTS

- How to save a post to a media folder or my prospect area
- How to share a post
- How to save a post
- How to download a video or photo from a post to local environment

44-45 .. FOLLOW/MY CONNECTIONS

- How to follow a person, employer, university or organization
- How to view who you're following
- How to view who's following you
- How to view who's following another user
- How to view contacts of another user

46 WHO'S VIEWED MY VIDEOS, MY ACCOUNT, MY ACCOLADES

- How to view users who've viewed your account, videos, or accolades
- How to message a user who's viewed your account, videos, or accolades

47 SEARCH

- How to search for other **i.am** users by account type
- How to search for **i.am** users by City, State, Employer, or by School

48-49 .. RECOVER PASSWORD

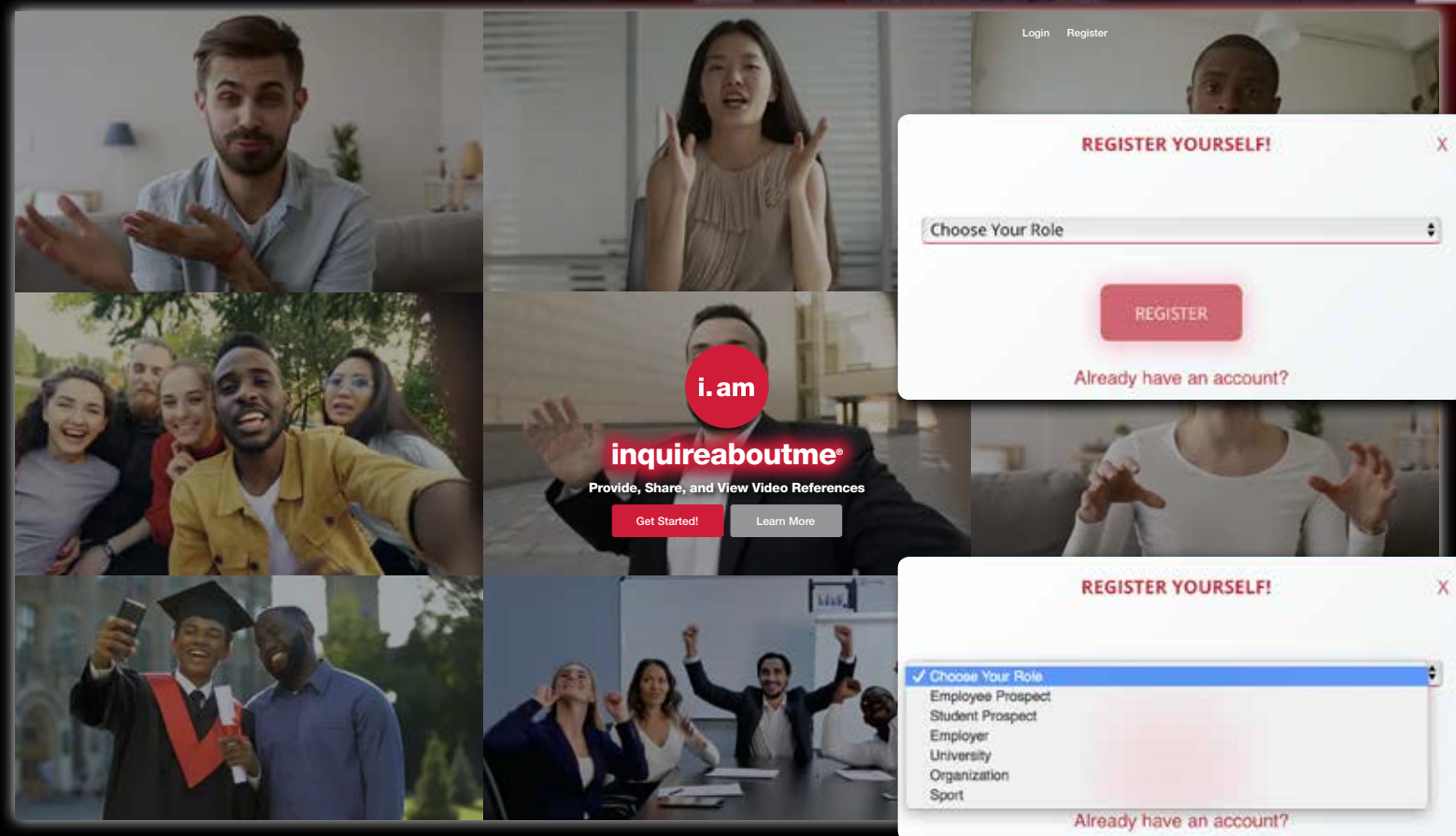
- How to initiate recovering your login password
- How to create a new password
- How email notification appears to reset your password

Signing Up

Signing up and creating an i.am page is simple and easy.

1. Click 'Register' to select user type: **Employee Prospect, Student Prospect, Sport, Employer, University, or Organization**
2. Provide Name, or Employer/School/University/ or Organization Name
3. Provide a valid email address
4. Create your password
5. Provide City and State
6. Provide Address (optional)

Below is a visual example of the main landing page.



The above is a visual example of the main landing page.

Employee Prospect

After selecting **Employee Prospect** as your user type, your **Employee Prospect i.am** page will allow you to upload your self photo, bio, about me video, accolade pictures/videos, and reference videos. Place your videos and/or pictures in the appropriate subcategories ('**My Reference Videos**', '**My Top 5 Reference Videos**', and/or '**Accolade Videos or Pictures**').

There is also an option to create your resume profile and/or upload a resume, cover letter, hyperlink to a source of choice, and/or other related material.

This is considered the basic set up for an **Employee Prospect i.am** page.



The above is a visual example of a Employee Prospect registering on inquireaboutme.com.

i.am Student Prospect

After selecting **Student Prospect** as your user type, your **Student Prospect i.am** page will allow you to upload your self photo, bio, about me video, accolade pictures/videos, and reference videos. Place your videos and/or pictures in the appropriate subcategories ('**My Reference Videos**', '**My Top 5 Reference Videos**', and/or '**Accolade Videos or Pictures**').

There is also an option to create your resume profile and/or upload a resume, cover letter, hyperlink to a source of choice, and/or other related material.

This is considered the basic set up for an **Student Prospect i.am** page.

i.am Sports

After selecting **Sport athlete** as your user type, your **Sport athlete i.am** page will allow you to upload your self photo, bio, about me video, accolade pictures/videos, and reference videos. Place your videos and/or pictures in the appropriate subcategories ('**My Reference Videos**', '**My Top 5 Reference Videos**', and/or '**Accolade Videos or Pictures**').

There is also an option to create your resume profile and/or upload a resume, cover letter, hyperlink to a source of choice, and/or other related material.

This is considered the basic set up for an **Sport athlete i.am** page.

The above is a visual example of a Student Prospect registering on inquireaboutme.com.

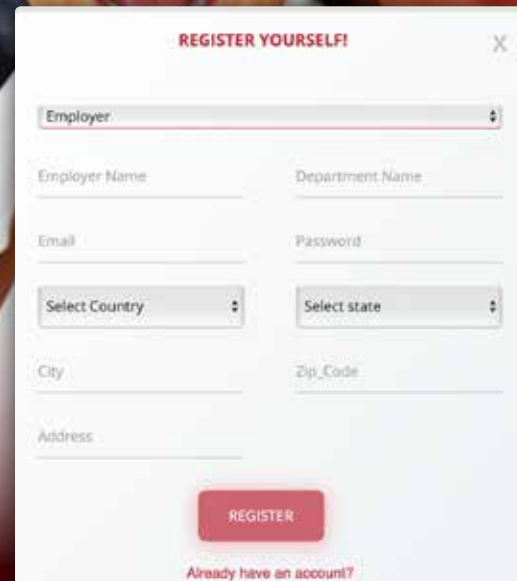
The above is a visual example of a Sports athlete registering on inquireaboutme.com.

i.am Employer

After selecting **Employer** as your user type, your **Employer i.am** page will allow you to upload your employer logo, bio, about me video, accolade pictures/videos, and reference videos. Place your videos and/or pictures in the appropriate subcategories ('My Reference Videos', 'My Top 5 Reference Videos', and/or 'Accolade Videos or Pictures').

Employer i.am users can create an account per department, or can create folders per department.

This is considered the basic set up for an **Employer i.am** page.



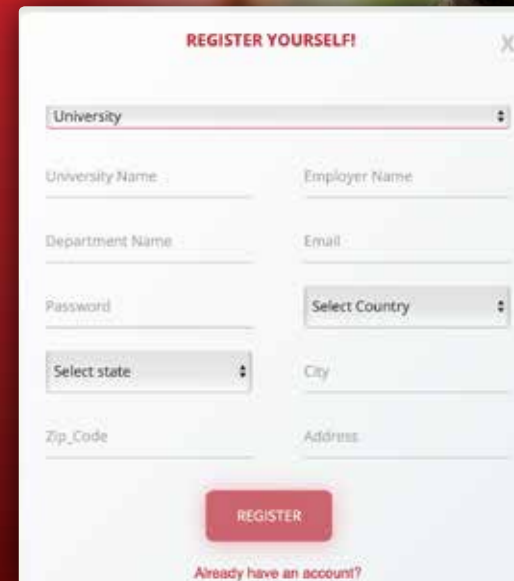
The screenshot shows the 'REGISTER YOURSELF!' form for an Employer. It includes a dropdown menu for 'Employer', followed by input fields for 'Employer Name', 'Department Name', 'Email', 'Password', 'Select Country', 'Select state', 'City', 'Zip_Code', and 'Address'. A red 'REGISTER' button is at the bottom, with a link 'Already have an account?' below it.

i.am University

After selecting **University** as your user type, your **University i.am** page will allow you to upload your University logo, bio, about me video, accolade pictures/videos, and reference videos. Place your videos and/or pictures in the appropriate subcategories ('My Reference Videos', 'My Top 5 Reference Videos', and/or 'Accolade Videos or Pictures').

University i.am users can create an account per department, or can create folders per department.

This is considered the basic set up for an **University i.am** page.



The screenshot shows the 'REGISTER YOURSELF!' form for a University. It includes a dropdown menu for 'University', followed by input fields for 'University Name', 'Employer Name', 'Department Name', 'Email', 'Password', 'Select Country', 'Select state', 'City', 'Zip_Code', and 'Address'. A red 'REGISTER' button is at the bottom, with a link 'Already have an account?' below it.



The above is a visual example of a Employer registering on inquireaboutme.com.



The above is a visual example of a University registering on inquireaboutme.com.

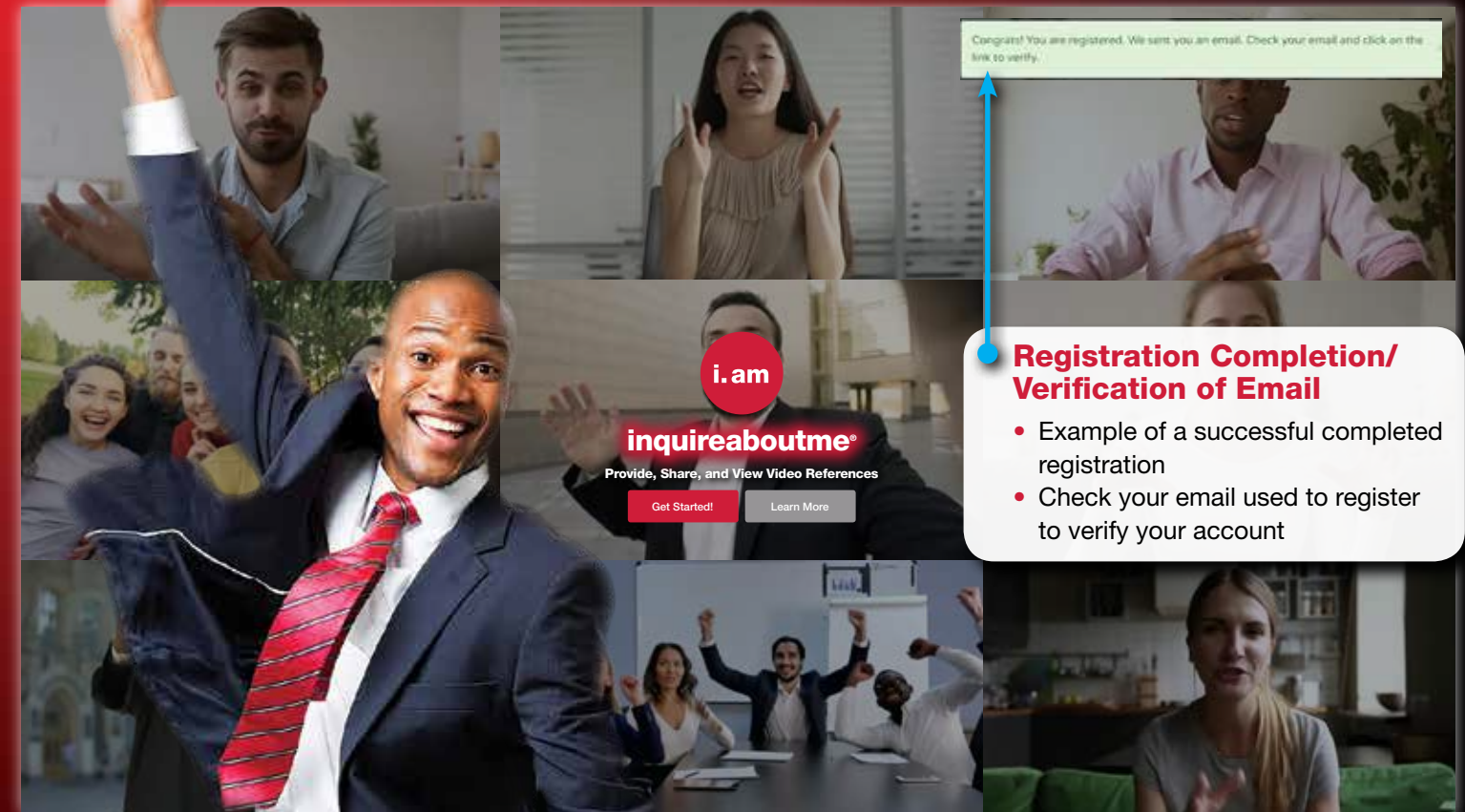
i.am Organization

After selecting **Organization** as your user type, your **Organization i.am** page will allow you to upload your University logo, bio, about me video, accolade pictures/videos, and reference videos. Place your videos and/or pictures in the appropriate subcategories ('My Reference Videos', 'My Top 5 Reference Videos', and/or 'Accolade Videos or Pictures').

Organization i.am users can create an account per department, or can create folders per department.

This is considered the basic set up for an **Organization i.am** page.

- After registering, all users are required to verify their email address to access your account

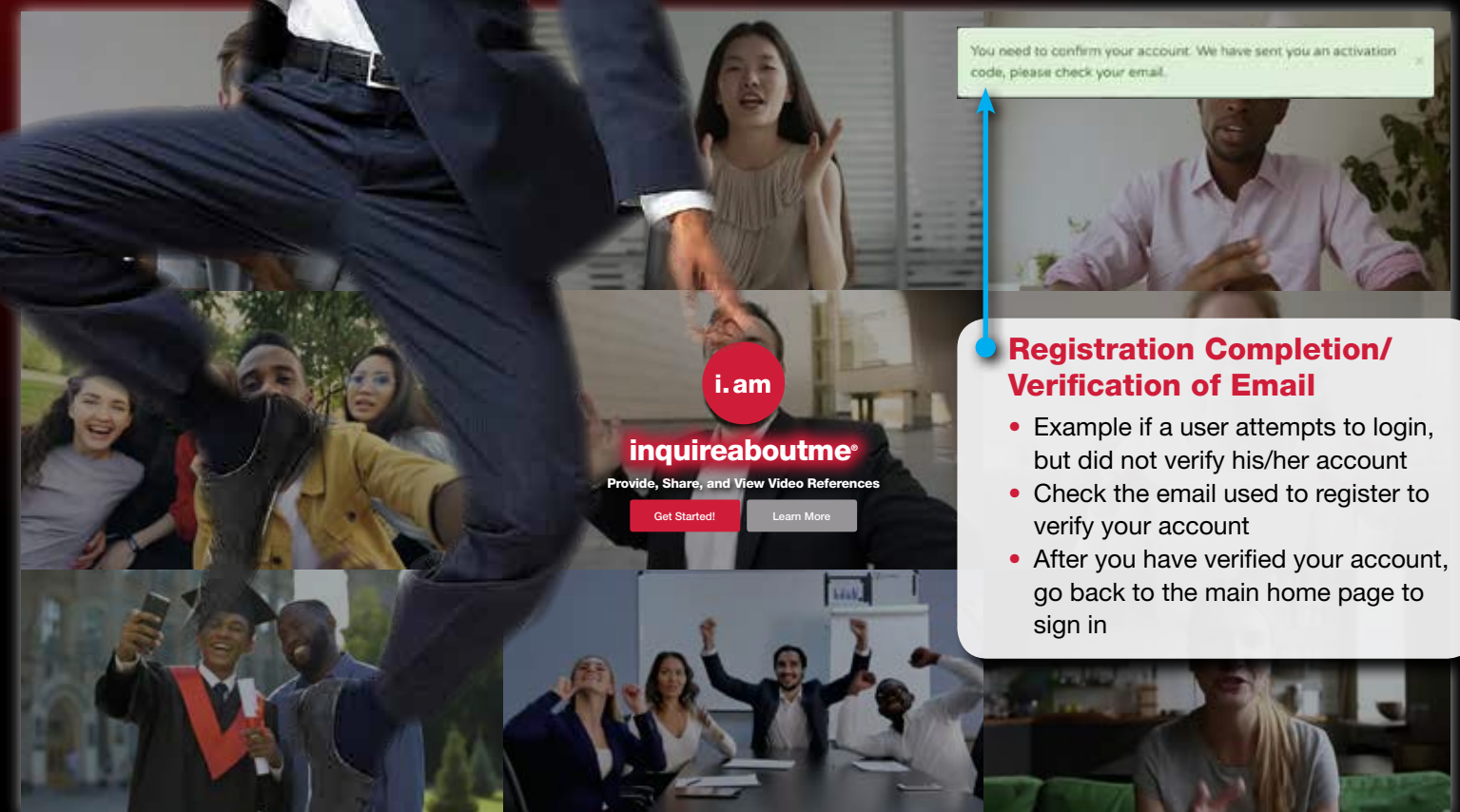


Registration Completion/ Verification of Email

- Example of a successful completed registration
- Check your email used to register to verify your account



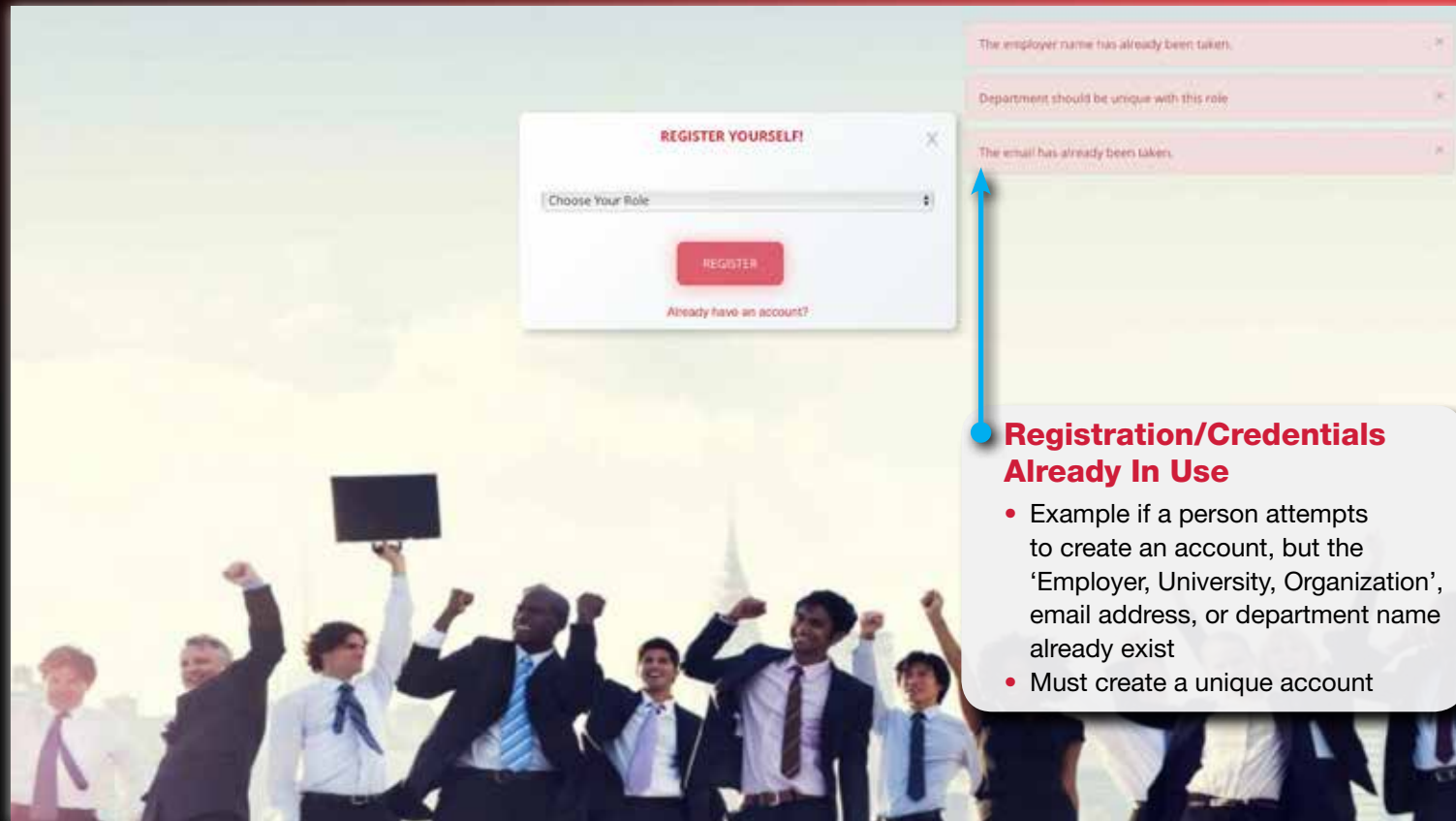
The above is a visual example of a Organization registering on inquireaboutme.com.



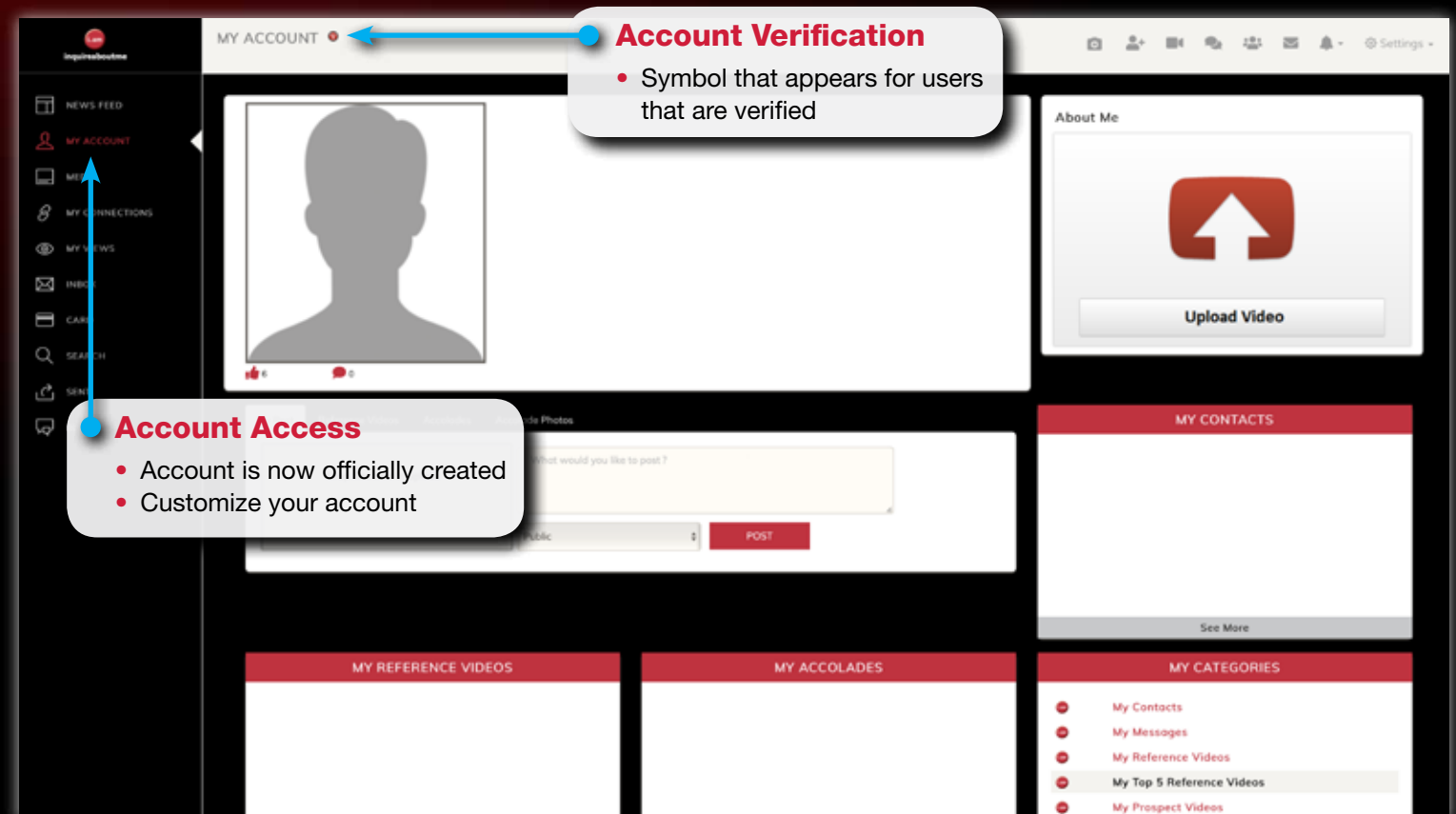
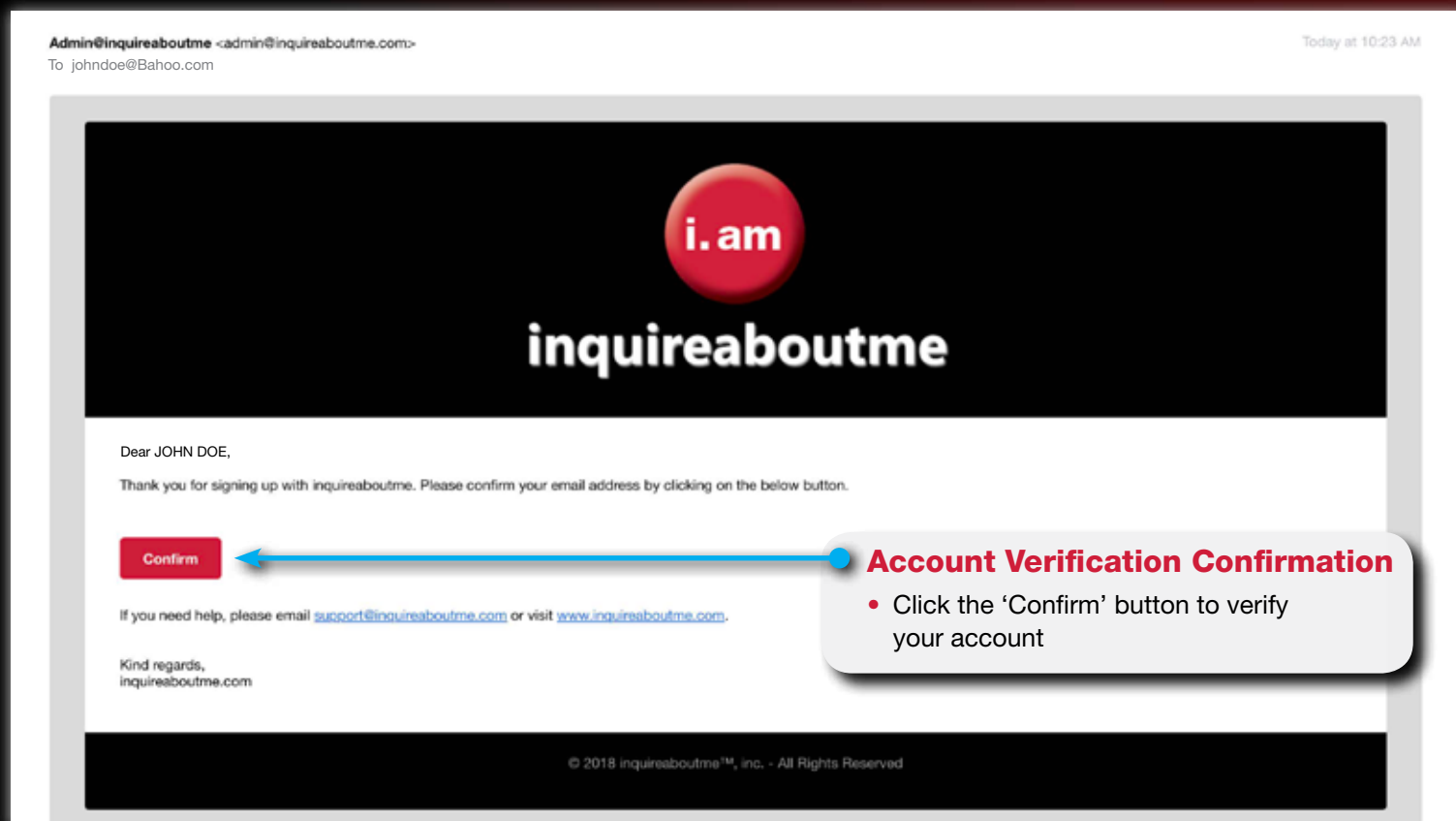
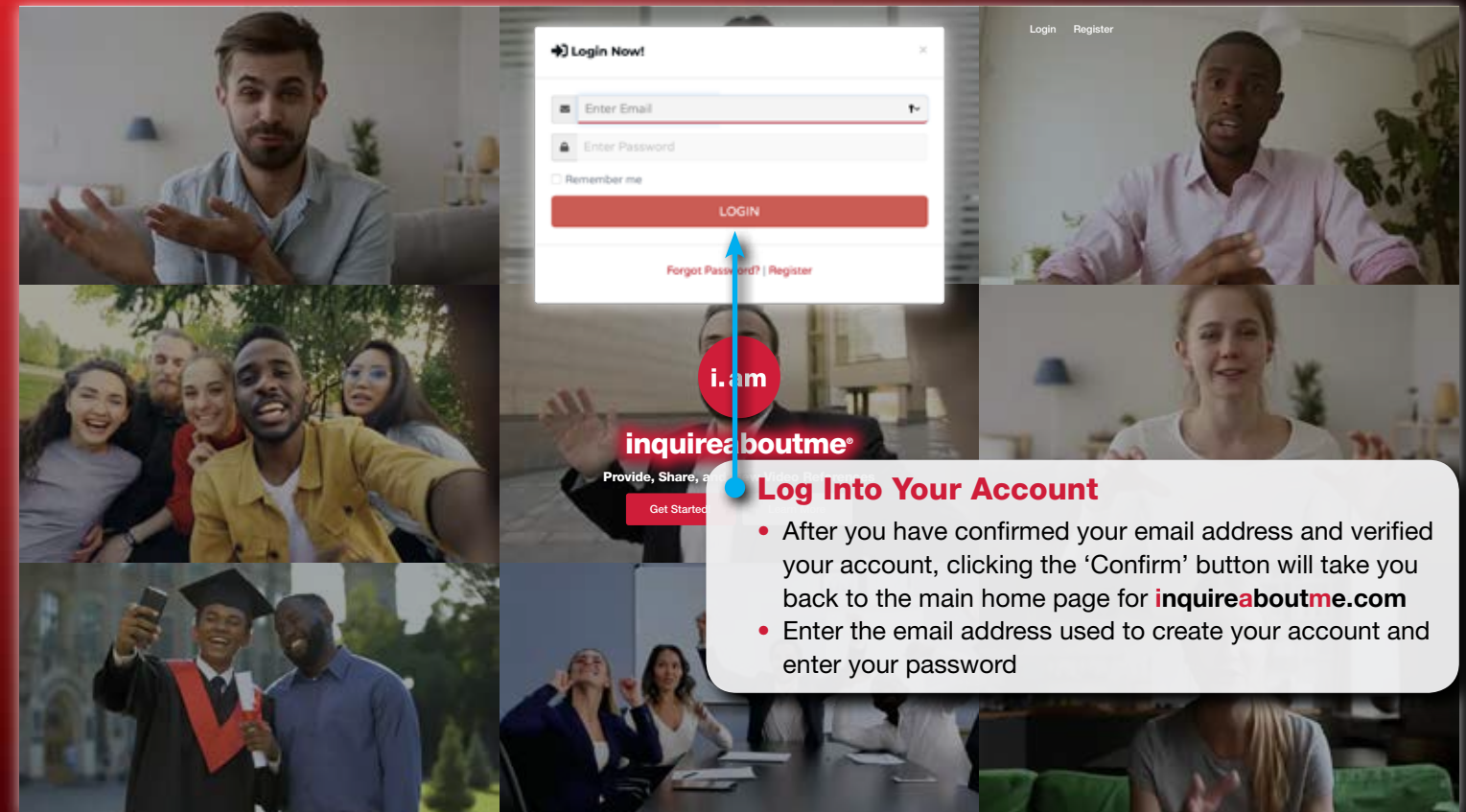
Registration Completion/ Verification of Email

- Example if a user attempts to login, but did not verify his/her account
- Check the email used to register to verify your account
- After you have verified your account, go back to the main home page to sign in

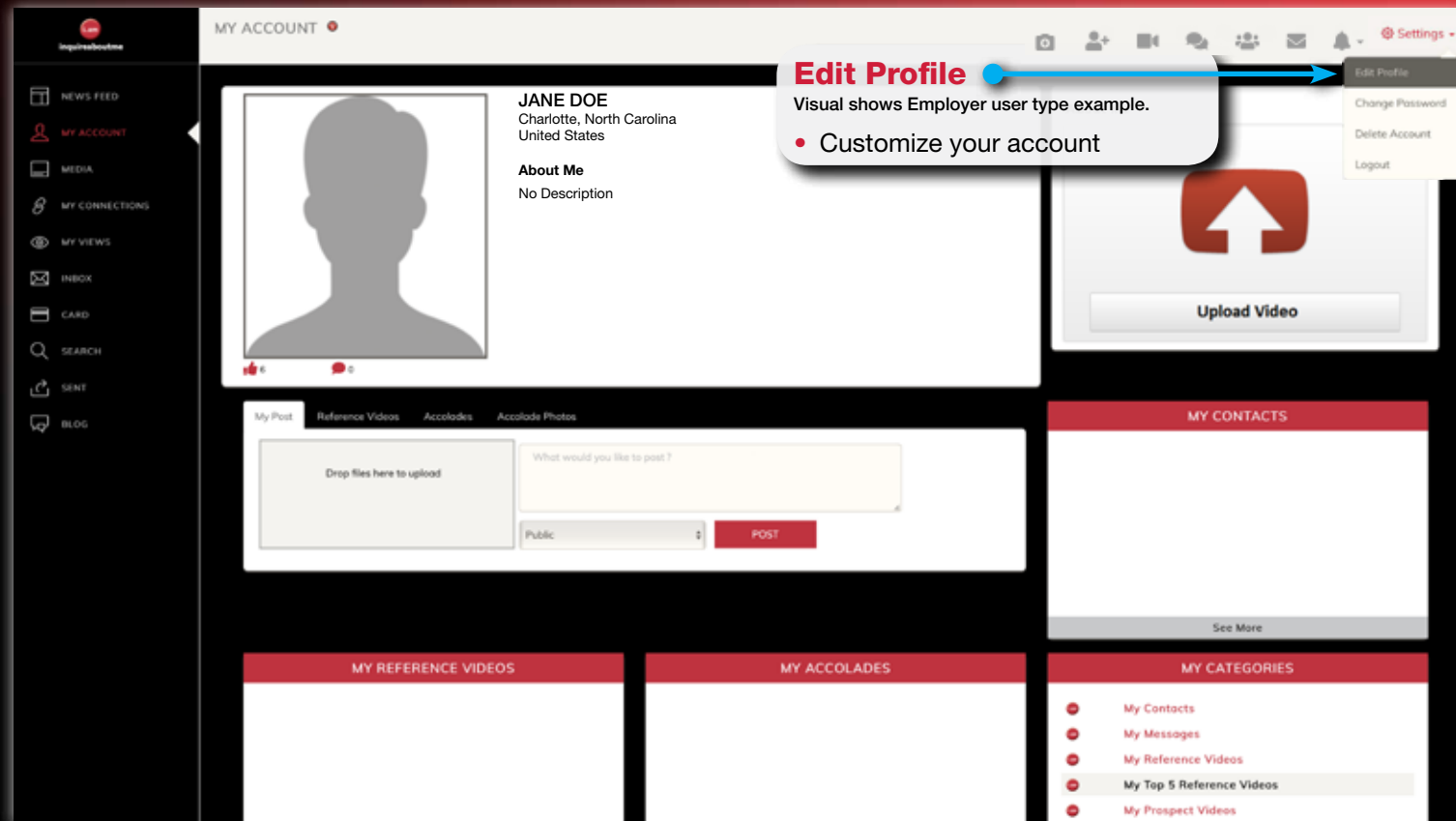
- After registering, all users will receive an email notification (sent to the email address provided during signing up) to verify their email address to access account



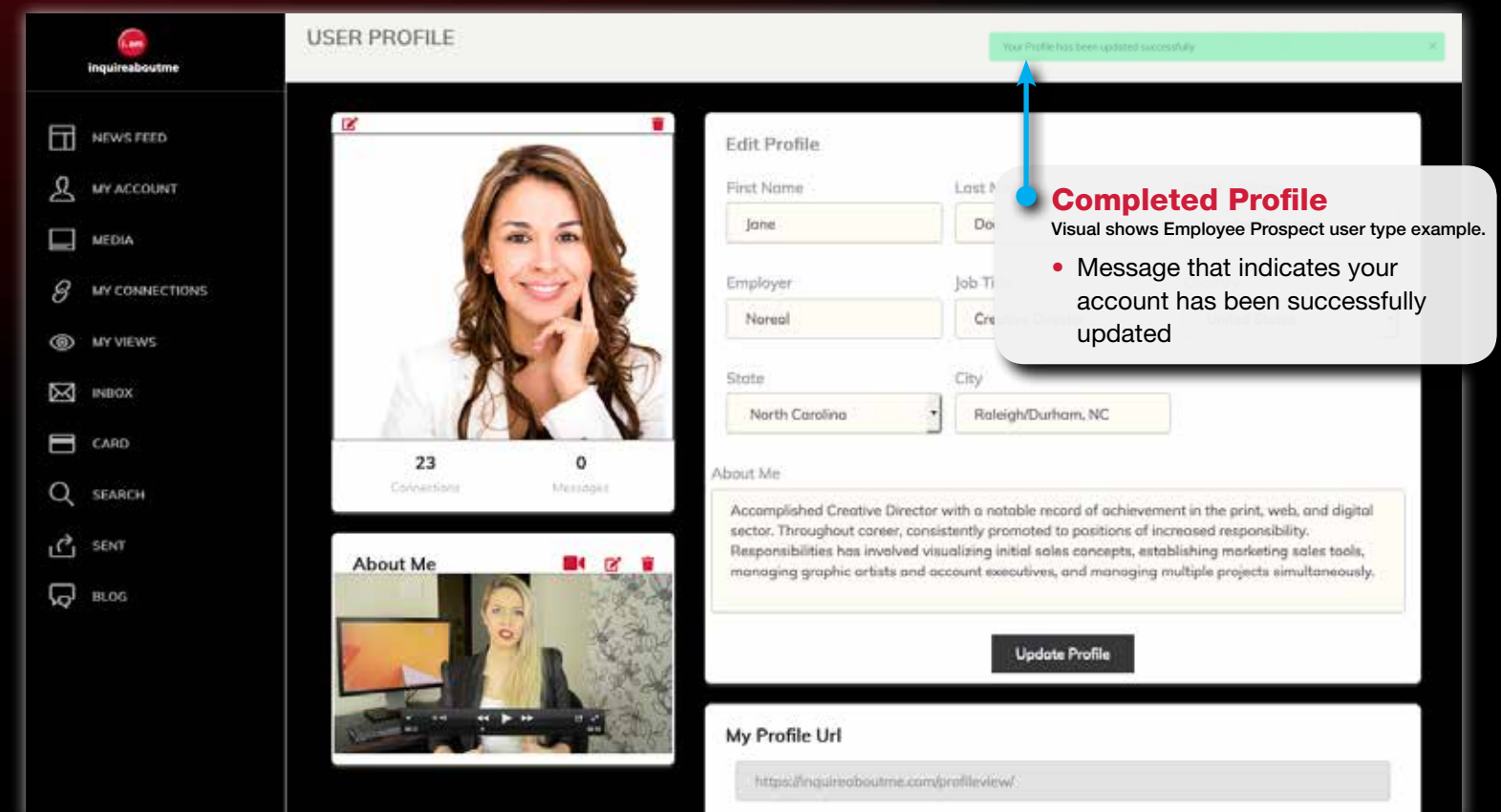
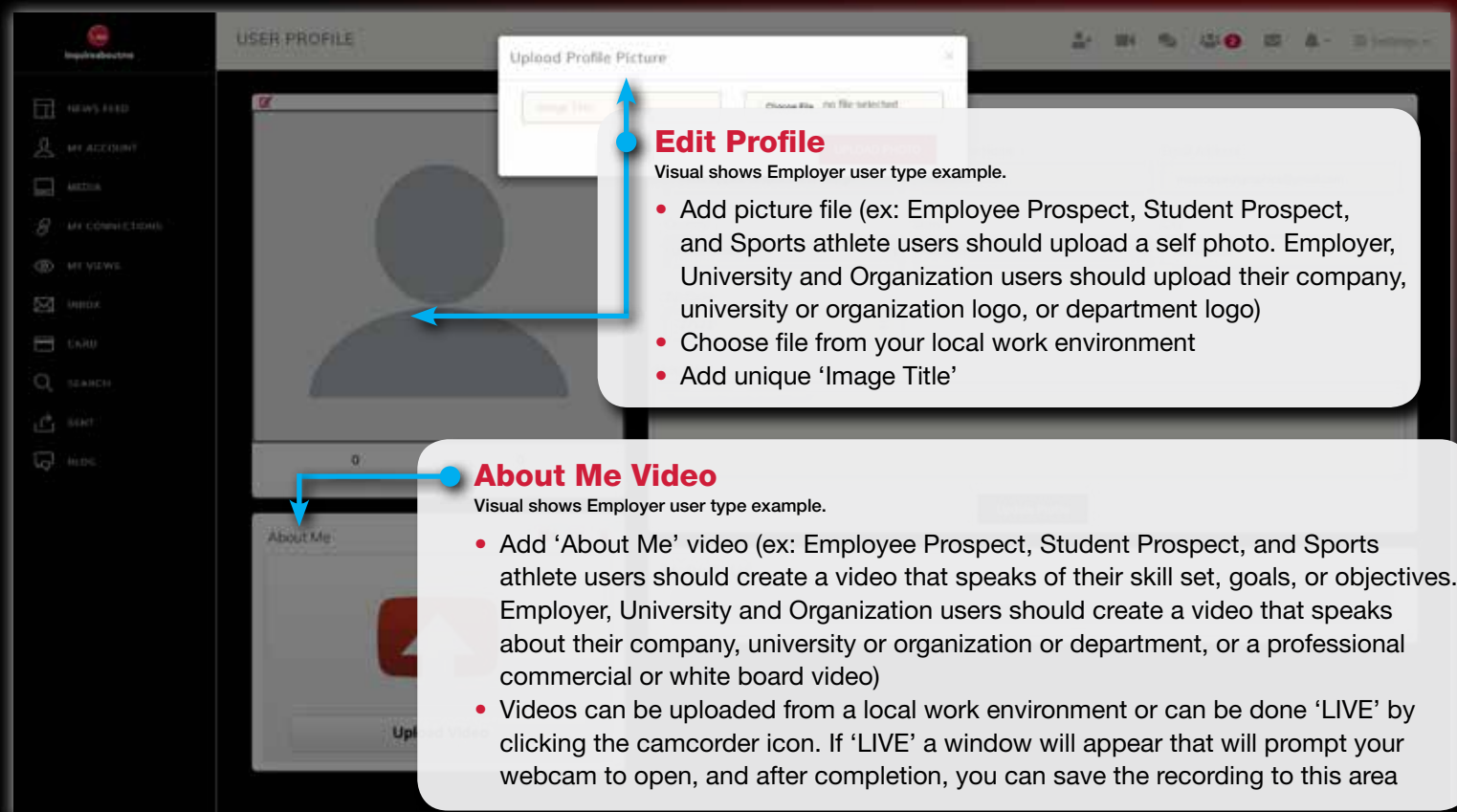
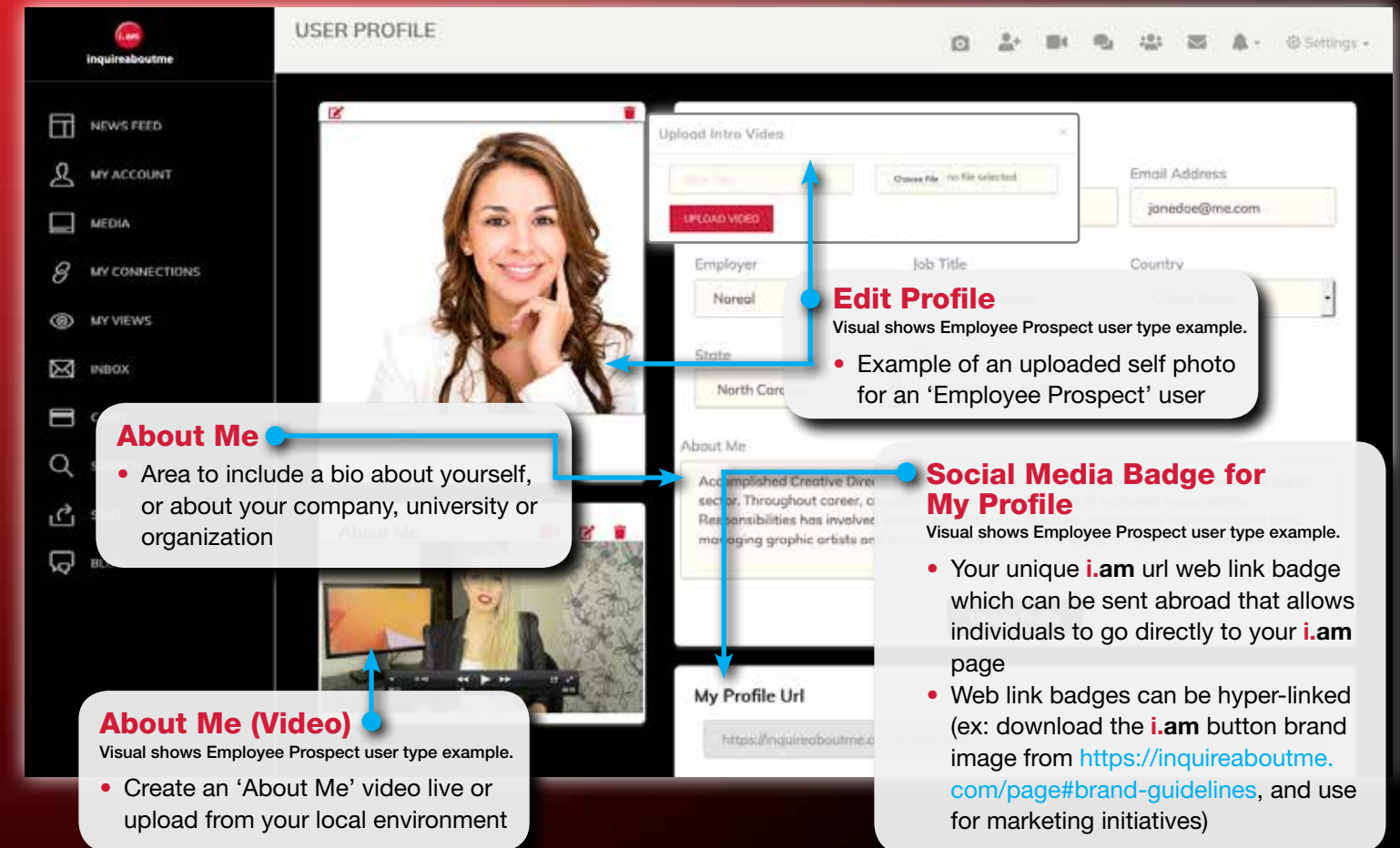
- After registering and verifying your account, click the 'Confirm' button from the email notification to go to the main landing page to access your account



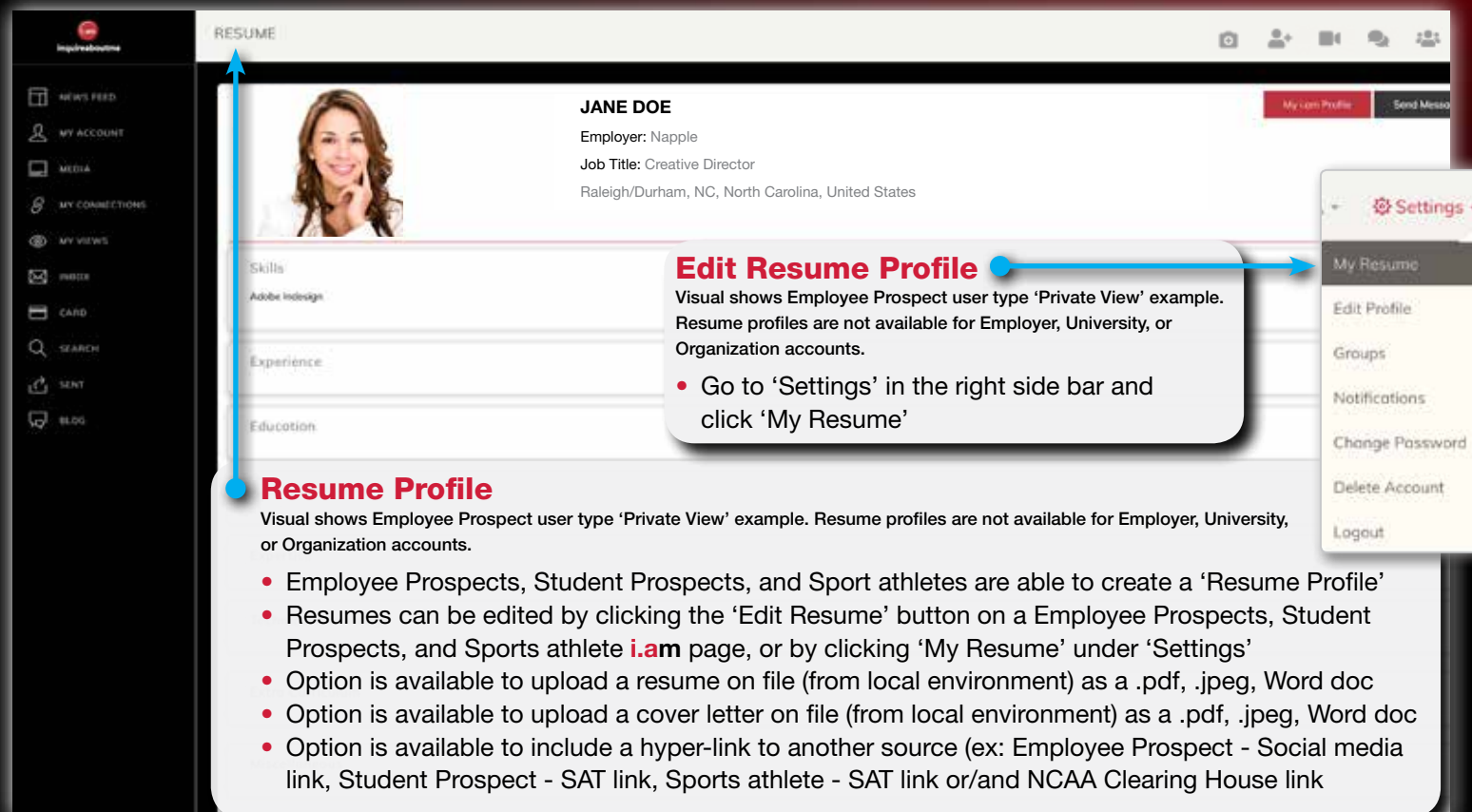
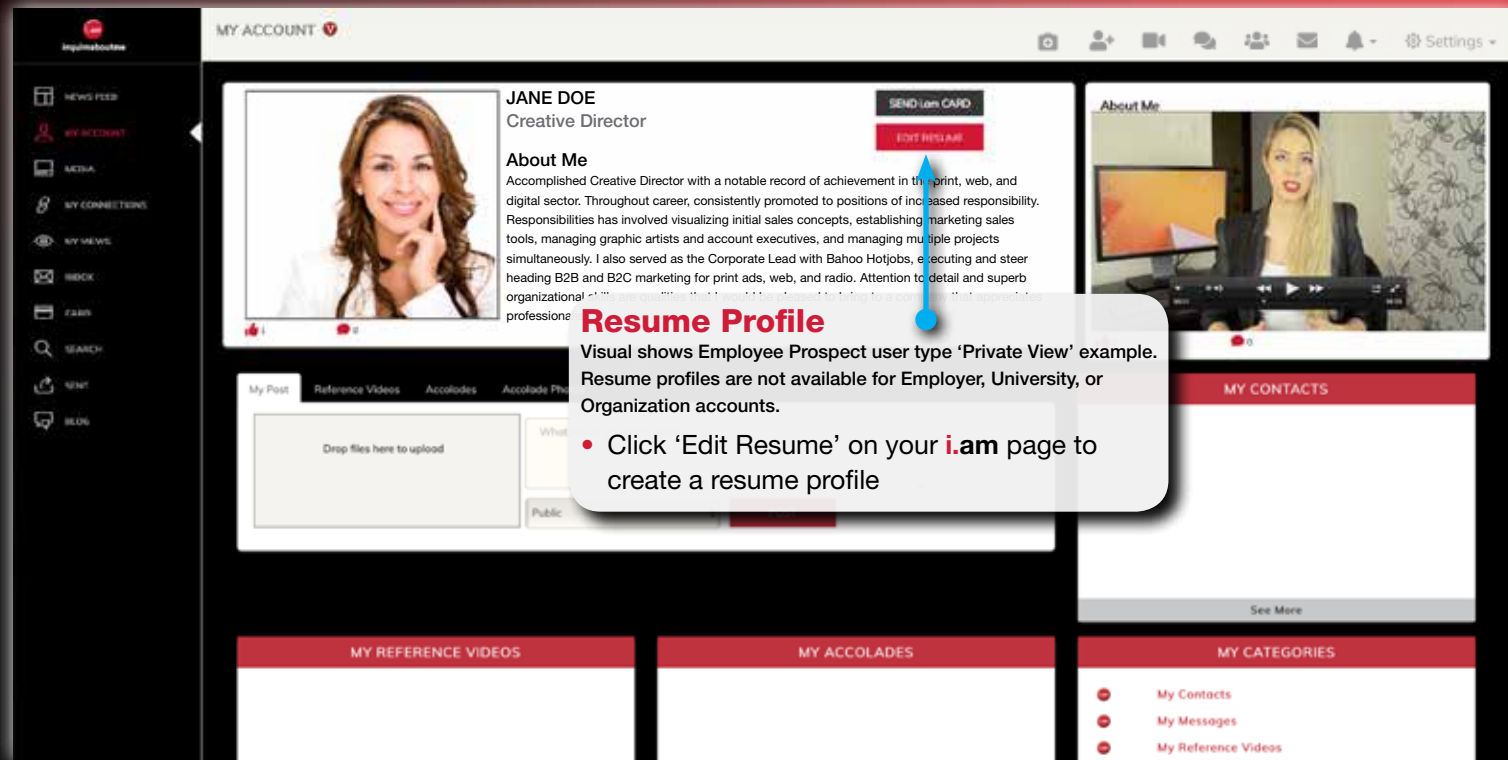
- All users can customized their accounts by uploading his/her self photo (**Employee Prospects/Student Prospects/Sports athletes**), or business logo (**Employer, University, Organization**)



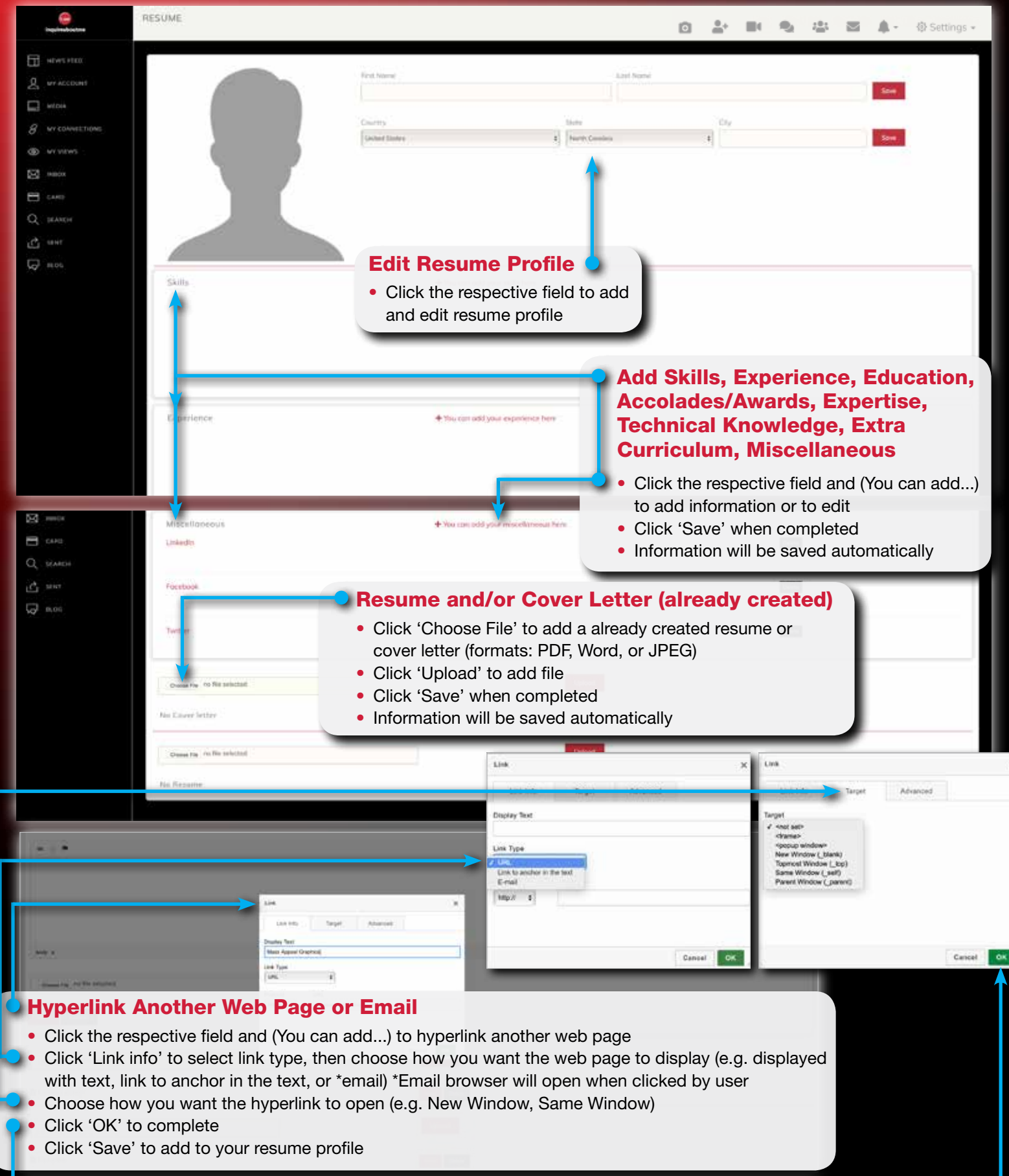
- After users have completed their profile (Self photo or logo, About Me video and bio, or **Employer, University, or Organization** About Me video and bio)



- **Employee Prospects, Student Prospects, and Sports athletes** can create a resume profile, and/or upload a resume or cover letter on file, or a hyperlink to a source of choice



- How to edit resume profile
- How to add other materials (e.g. already created resume/cover letter) and hyperlinks (e.g. other social media)



i.am Connect Request, Video Reference Request, Blog Request

- Grow your network and start seeing items flow through your Newsfeed by sending 1 of 3 requests:
 - **Connect Request, Video Reference Request** or a **Blog Request**

Connect Request, Video Reference Request, or Blog Request (To Grow Your Network/Newsfeed)
Visual shows Employee Prospect user type example.

- To 'Connect' with another **i.am** user, simply go to their page, and click the icon. A window will open to allow you to send a 'Connect' request
- To send a 'Video Reference' request to another **i.am** user, simply go to their page, and click the icon. A window will open to allow you to send a 'Video Reference' request
- To send a 'Blog' request to another **i.am** user, simply go to their page, and click the icon. A window will open to allow you to send a 'Blog' request

i.am Connect Request, Video Reference Request, Blog Request

- Alternative option to send all 3 request types
- How all 3 request types appear before recipient

Send Connect Request, Video Reference Request, or Blog Request
Another option to send all 3 request.

- Click, then input the first character of the first or last name of a user, or of an Employer, University, or Organization
- Window will appear with users who's first or last name begin with the typed character

Requests Notifications
Visual shows Employer user type example.

- Notification that you have received a 'Connect Request', 'Video Request' or 'Blog Request'

Connect Request, Video Reference Request, or Blog Request (To Grow Your Network/Newsfeed)
Visual shows Employer user type example.

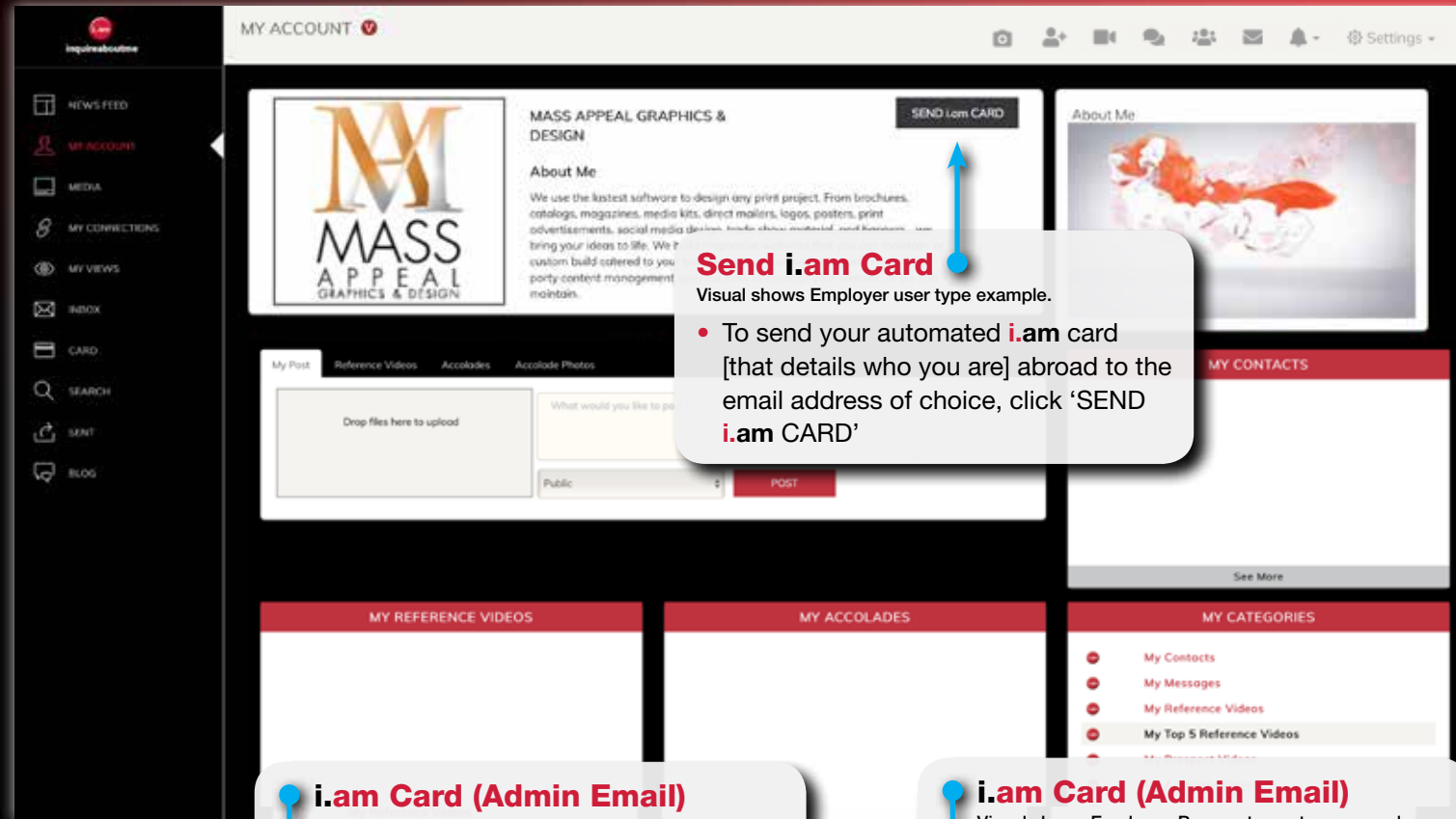
- How a 'Connect Request' appears before a recipient on their **i.am** page
- Click 'Connect' to add to your network

Connect Request, Video Reference Request, or Blog Request (To Grow Your Network/Newsfeed)
Visual shows Employee Prospect user type example.

- Window that appears when a **i.am** user sends a 'Connect Request' to another **i.am** user (windows are consistent regardless of the type of request sent)



- Grow your network and send your **i.am** Card to anyone via email, with all 3 request options: **Connect Request**, **Video Reference Request** or a **Blog Request**



i.am Card (Admin Email)

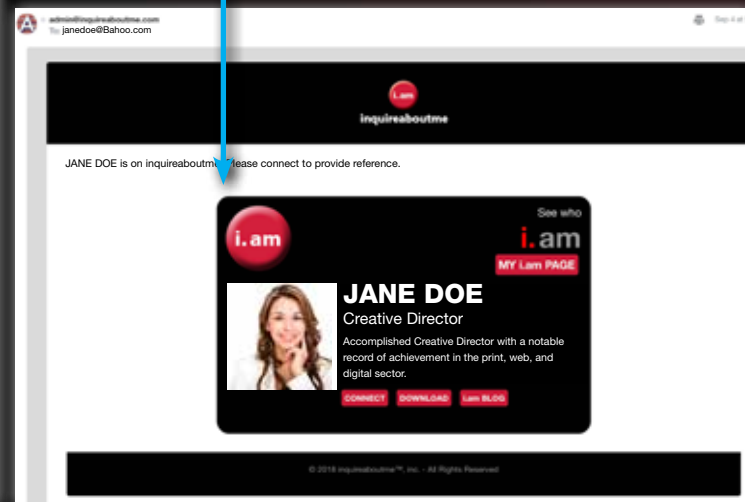
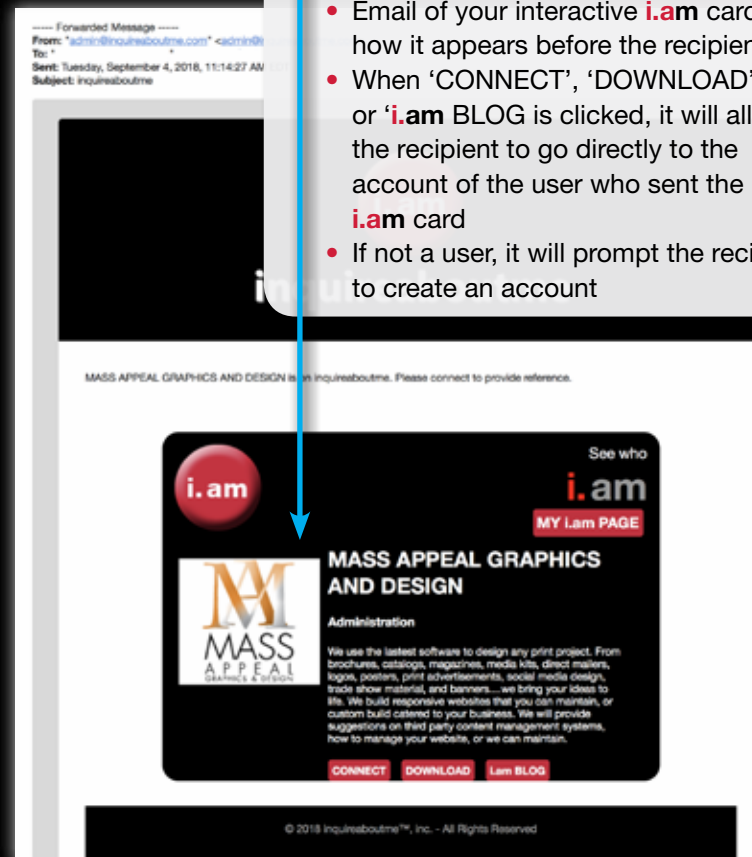
Visual shows Employer user type example.

- Email of your interactive **i.am** card and how it appears before the recipient
- When 'CONNECT', 'DOWNLOAD', or '**i.am** BLOG' is clicked, it will allow the recipient to go directly to the account of the user who sent the **i.am** card
- If not a user, it will prompt the recipient to create an account

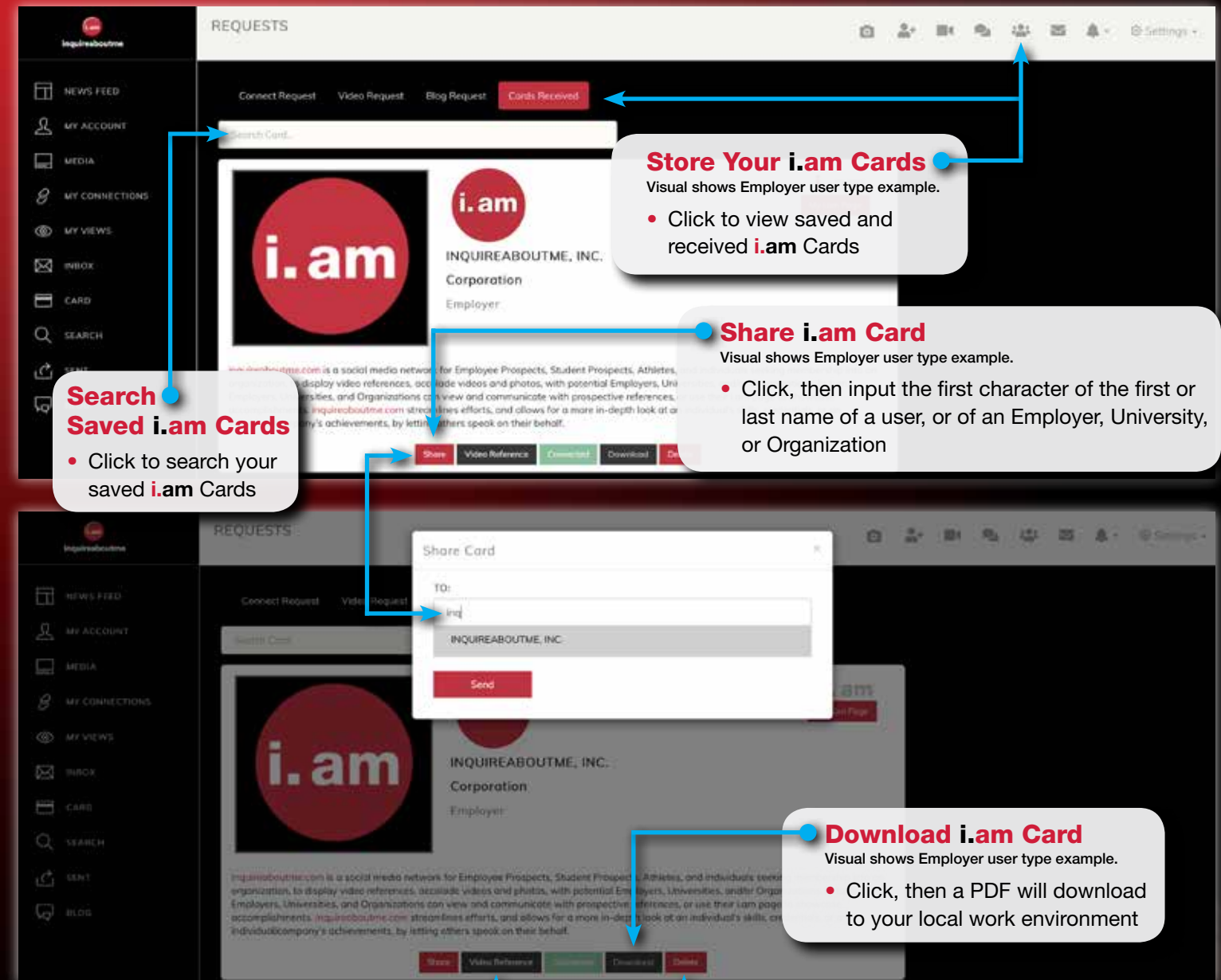
i.am Card (Admin Email)

Visual shows Employee Prospect user type example.

- Email of your interactive **i.am** card and how it appears to recipient
- When 'CONNECT', 'DOWNLOAD', or '**i.am** BLOG' is clicked, it will allow the recipient to go directly to the account of the user who sent the **i.am** card
- If not a user, it will prompt the recipient to create an account

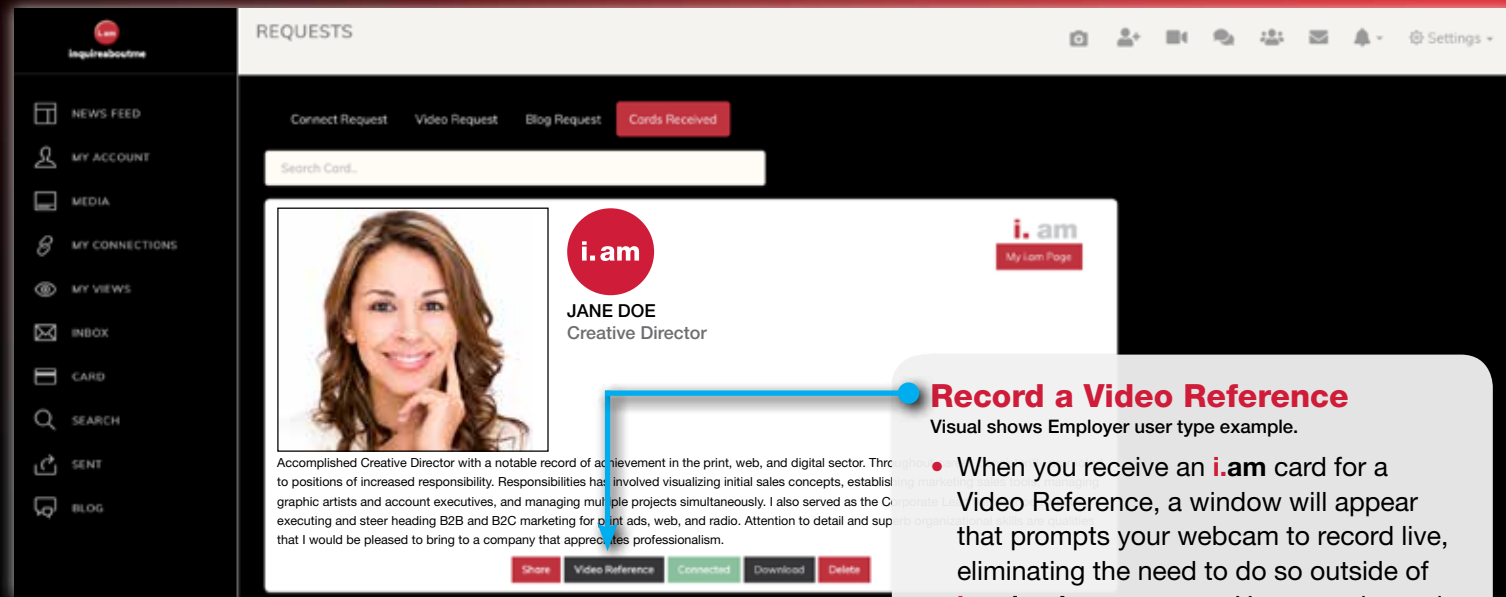


- Share your **i.am** Card with other users, with all 3 request options: **Connect Request**, **Video Reference Request** or a **Blog Request**
- Store received **i.am** cards
- How to share, store and download **i.am** cards



i.am Video Reference Request

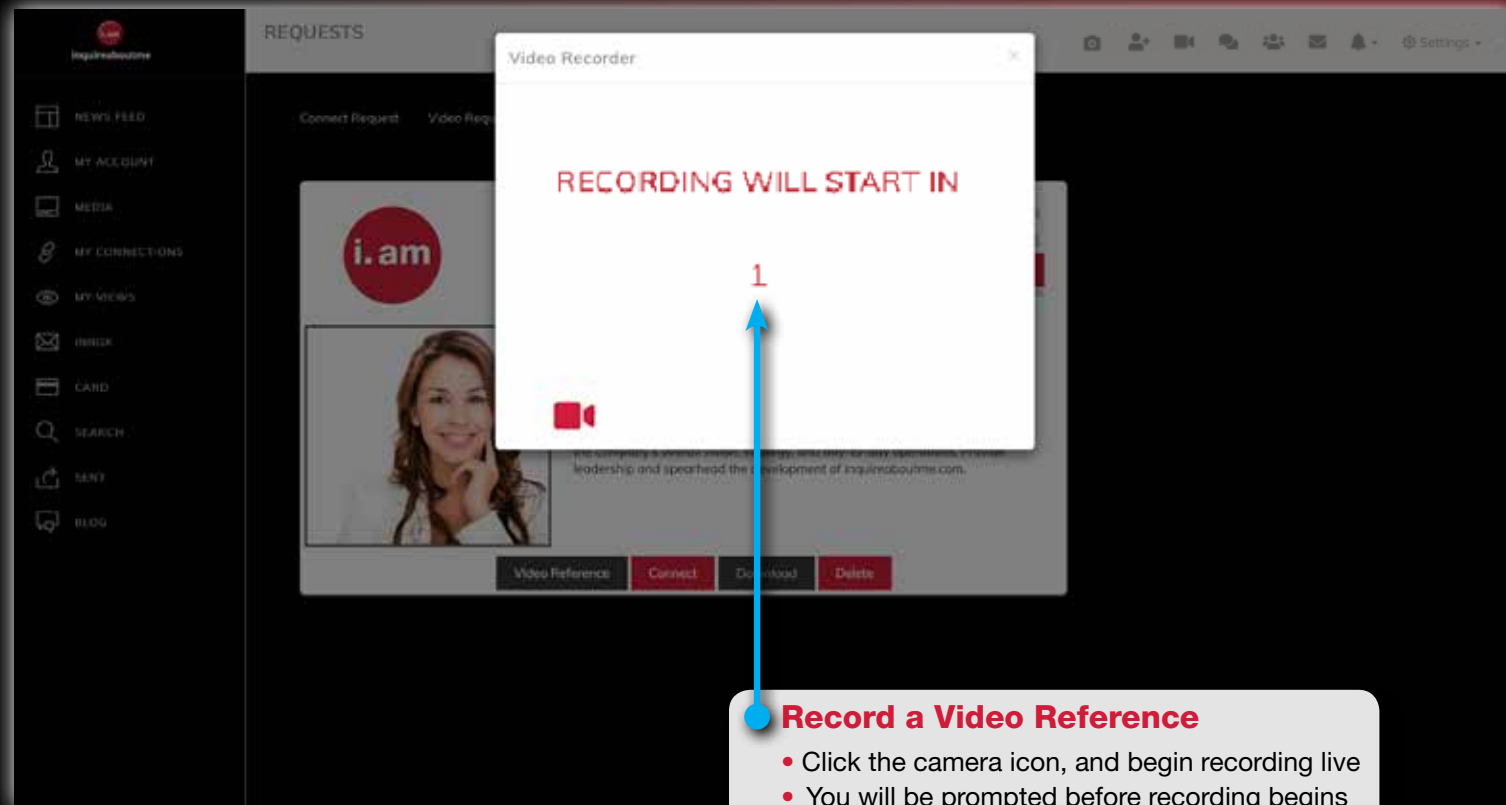
- How to provide a **Video Reference** live
- How to provide a **Video Reference** from a local environment



Record a Video Reference

Visual shows Employer user type example.

- When you receive an **i.am** card for a Video Reference, a window will appear that prompts your webcam to record live, eliminating the need to do so outside of **inquireaboutme.com**. However, the option is available to upload from your local environment. (Ex: Upload from your hard drive)

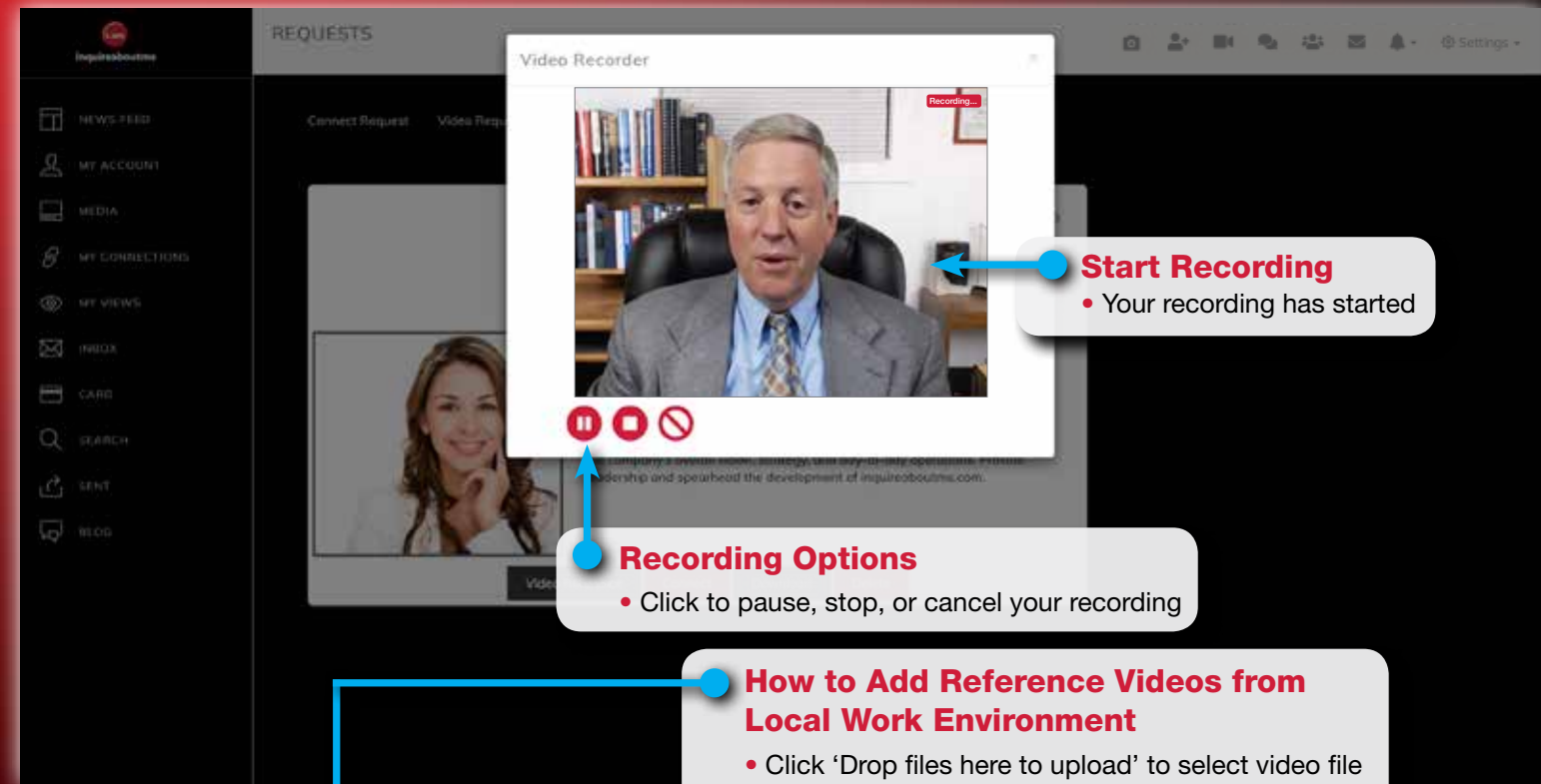


Record a Video Reference

- Click the camera icon, and begin recording live
- You will be prompted before recording begins

i.am Video Reference Request

- How to record a **Video Reference** live
- How to upload **Reference Video** from local environment



Start Recording

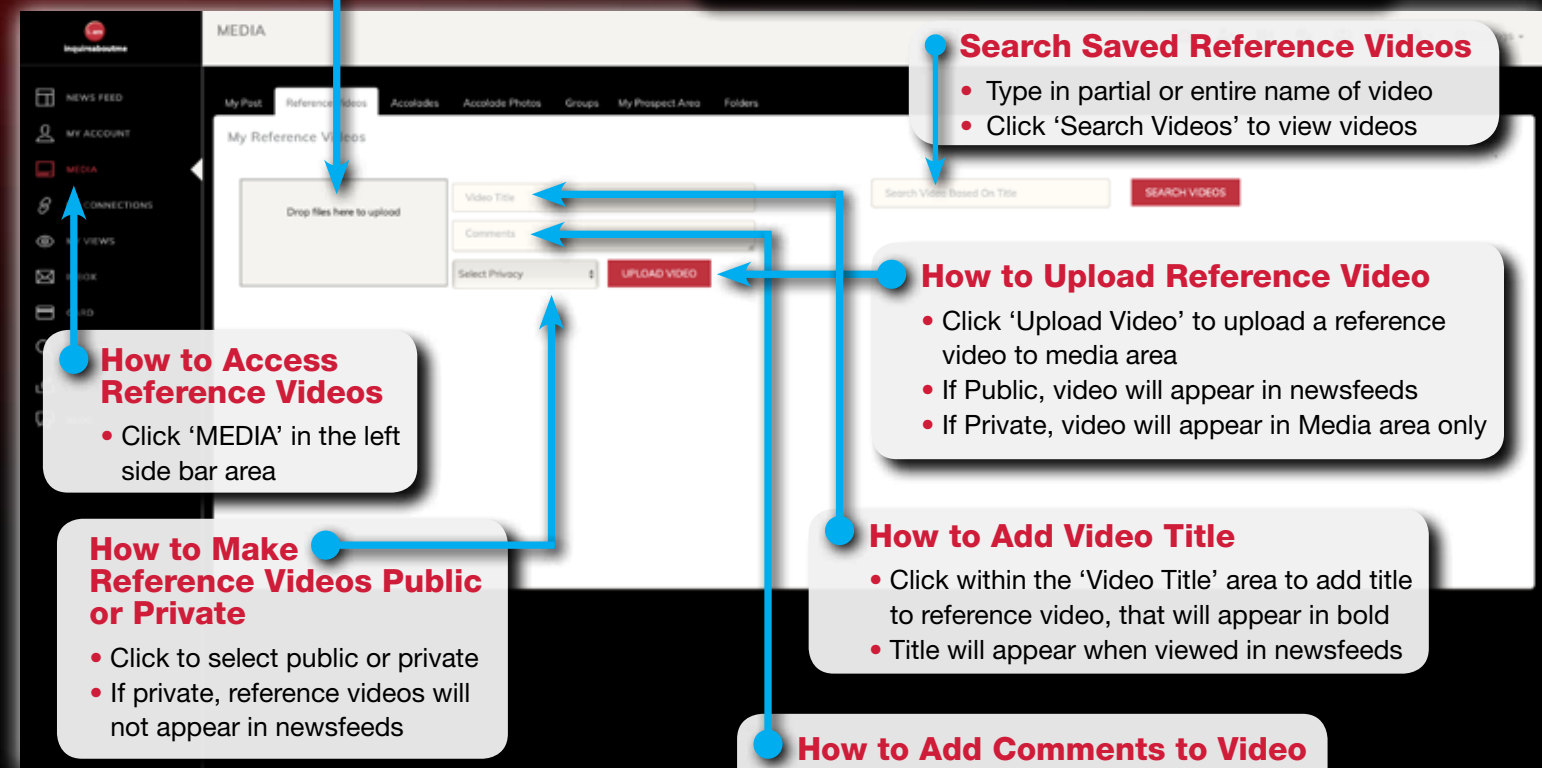
- Your recording has started

Recording Options

- Click to pause, stop, or cancel your recording

How to Add Reference Videos from Local Work Environment

- Click 'Drop files here to upload' to select video file
- Drag and drop video



Search Saved Reference Videos

- Type in partial or entire name of video
- Click 'Search Videos' to view videos

How to Access Reference Videos

- Click 'MEDIA' in the left side bar area

How to Make Reference Videos Public or Private

- Click to select public or private
- If private, reference videos will not appear in newsfeeds

How to Upload Reference Video

- Click 'Upload Video' to upload a reference video to media area
- If Public, video will appear in newsfeeds
- If Private, video will appear in Media area only

How to Add Video Title

- Click within the 'Video Title' area to add title to reference video, that will appear in bold
- Title will appear when viewed in newsfeeds

How to Add Comments to Video

- Click within the 'Comments' area to add wording of choice
- Comments will appear (not bold) after Video Title

- How to store Video References in 'My Top 5 Reference Videos' and 'My Reference Videos' areas
- How to search for Videos and how they appear before others

Access Reference Videos

- Click the 'Reference Videos' tab area

How to View Reference Videos

- Click 'MEDIA' in the left side bar area

Search Saved Video References

- Type in partial or entire name of video file
- Click 'Search Videos' to view videos

My Top 5 Reference Videos

- Click the star icon ★ to add videos to your 'MY TOP 5 REFERENCE VIDEOS' area

Public View

- How your i.am page appears before others

My Top 5 Reference Videos and Reference Videos

- How your 'Top 5 Reference Videos' appear before others
- How your 'Reference Videos' appear before others

- How to add and store Accolade videos and Accolade photos
- How to make Accolade videos and Accolade photos public or private

Search Saved Accolade Videos

- Type in partial or entire name of video file
- Click 'Search Videos' to view videos

Record a live Accolade Video

- To record a live accolade video, click the camera icon. A window will appear that prompts your webcam, eliminating the need to do so outside of **inquireaboutme.com**. However, the option is available to upload from your local environment. (Ex: Upload from your hard drive or smart phone)

How to Make Accolade Videos Public or Private

- Click to select public or private
- If private, accolade videos will not appear in newsfeeds

Add Accolade Photos

- Drag and drop 'Accolade' pictures from your hard drive or lap top

Search Saved Accolade Photos

- Type in partial or entire name of picture file
- Click 'Search Photos' to view photos

Upload Accolade Photos

- Upload Accolade photos from your local environment. (Ex: Upload from your hard drive or smart phone)

How to Add Photo Title

- Type title of choice that will appear in bold

How to Add Comments to Photos

- Type wording of choice that will appear (not bold) after Photo Title

How to Make Accolade Photos Public or Private

- Click to select public or private
- If private, accolade photos will not appear in newsfeeds

Add Accolade Photos

- Drag and drop 'Accolade' pictures from your hard drive or lap top

i.am Record Live Accolade Videos

- How to access and record live Accolade videos

How to Access Accolade Videos and Pictures

- Click 'MEDIA' in the left side bar area

Begin Live Accolade Recording

- Click to initiate and open recording window

Access Accolade Videos and Pictures

- Click 'Accolade' button to access

Begin Recording

- A countdown will appear to begin recording

RECORDING WILL START IN

2

Recording Has Started

- Your recording has started

Cancel Recording

- Click to cancel your recording

Stop Recording

- Click to stop your recording

Pause Recording

- Click to pause your recording

i.am Live Stream Accolade Video

- How to initiate and conduct a 'LIVE' stream Accolade video

Initiate Live Stream Accolade Video

- Click the icon to initiate 'Live Stream' Accolade Video recording

Go Live

- Click the 'Go Live' button

Countdown

- Countdown from 3 seconds to start live streaming

Live Stream Active

- Indication that live stream is in progress

Cancel Live Stream

- Click to cancel live stream session

End Live Stream

- Click to end live stream session
- Window will appear to save video and make public or private

i.am Save Live Stream Accolade Video

- How to save a LIVE stream Accolade video
- How to view and store a LIVE stream Accolade video

Live Stream Video Notification

- Notification will appear within your contacts newsfeed

Live Stream Timer

- Video time length

Live Stream Video Title

- Click within this area to add title to video
- Title should be added before ending and uploading live stream video

Delete Live Stream Accolade Videos

- Click 'Delete' icon to remove live stream accolade video

Live Stream Videos

- Live streaming videos appear within the main newsfeed while recording

End and Upload Live Stream Video

- Click 'Upload' to save video

How to Make Live Stream Accolade Videos Public or Private

- Click to select public or private
- If private, live accolade video will not appear in newsfeeds

Web Browser Support

- Window will appear if your web browser is outdated
- Adjust your preferences within your web browser to use feature

Access Live Stream Accolade Videos

- Click 'Accolade' button to access

How to Access Live Stream Accolade Videos

- Click 'MEDIA' in the left side bar area

i.am Share Live Stream Accolade Videos

- How to share a LIVE stream Accolade video with another user
- How to post and save a LIVE stream Accolade video

Click icon to start Live Stream Video

- Video Live Streaming box will open

Go Live

- Click to begin recording
- Countdown will start from 3
- Recording will begin after countdown

Store Live Stream Accolade Video

- Click the 'Store' button
- Video will be placed in your 'My Accolades' section on your i.am page

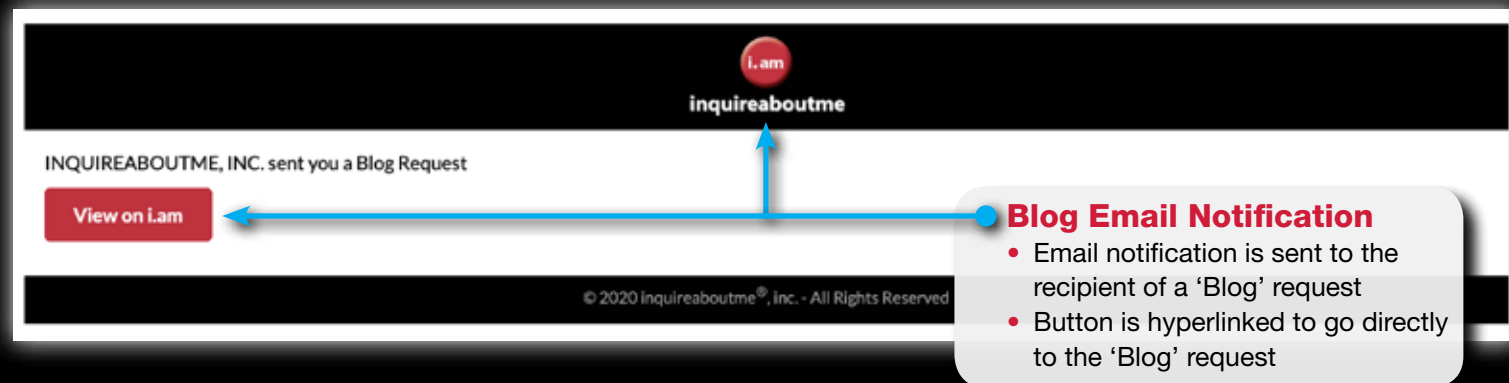
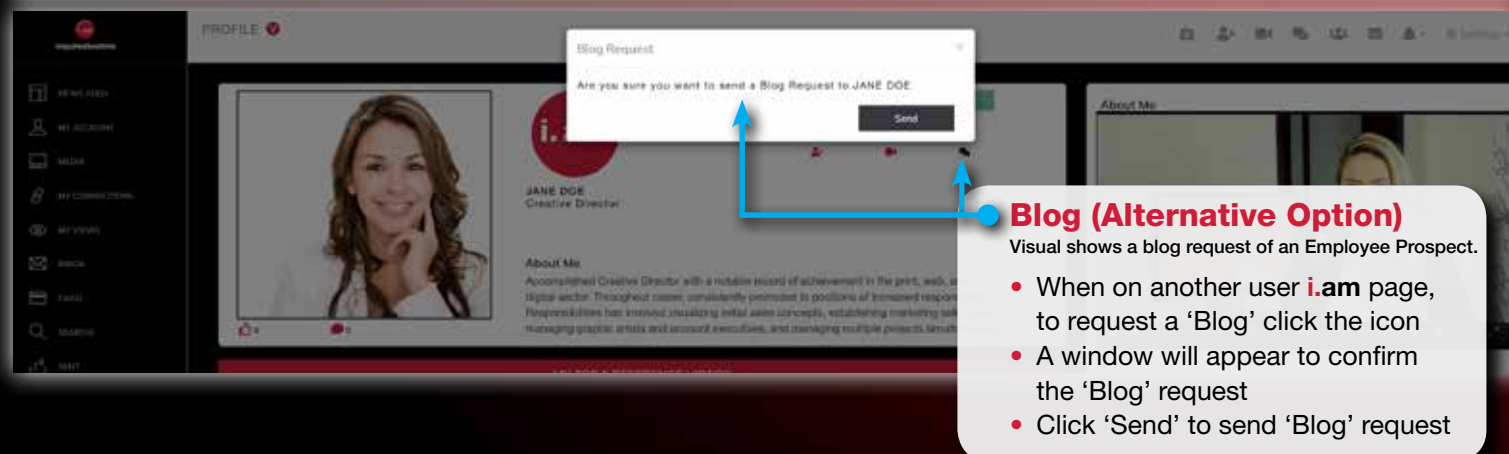
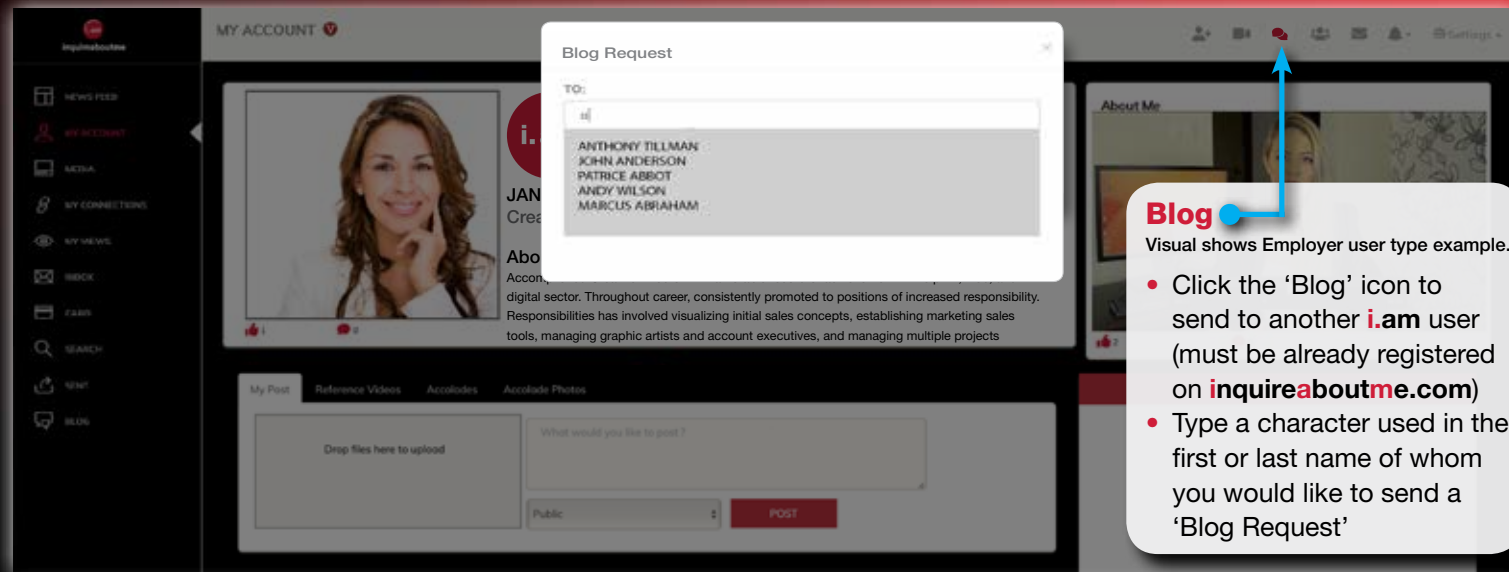
Post Live Stream Accolade Video

- Click the 'Post' button
- Video will appear on your newsfeed and 'My Accolades' section on your i.am page

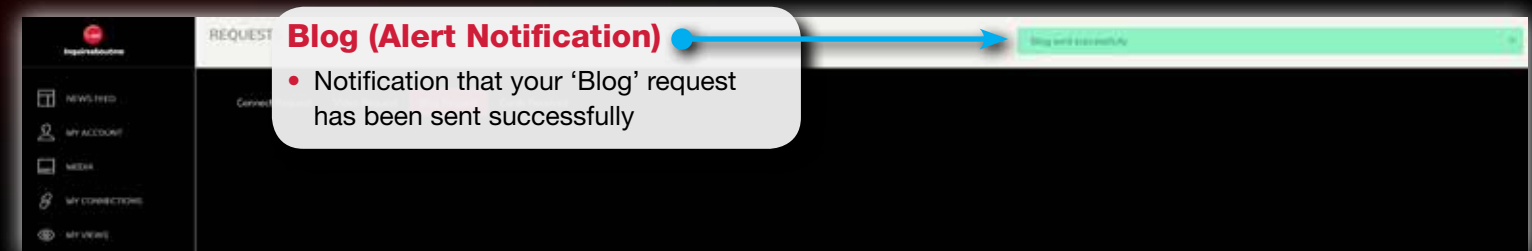
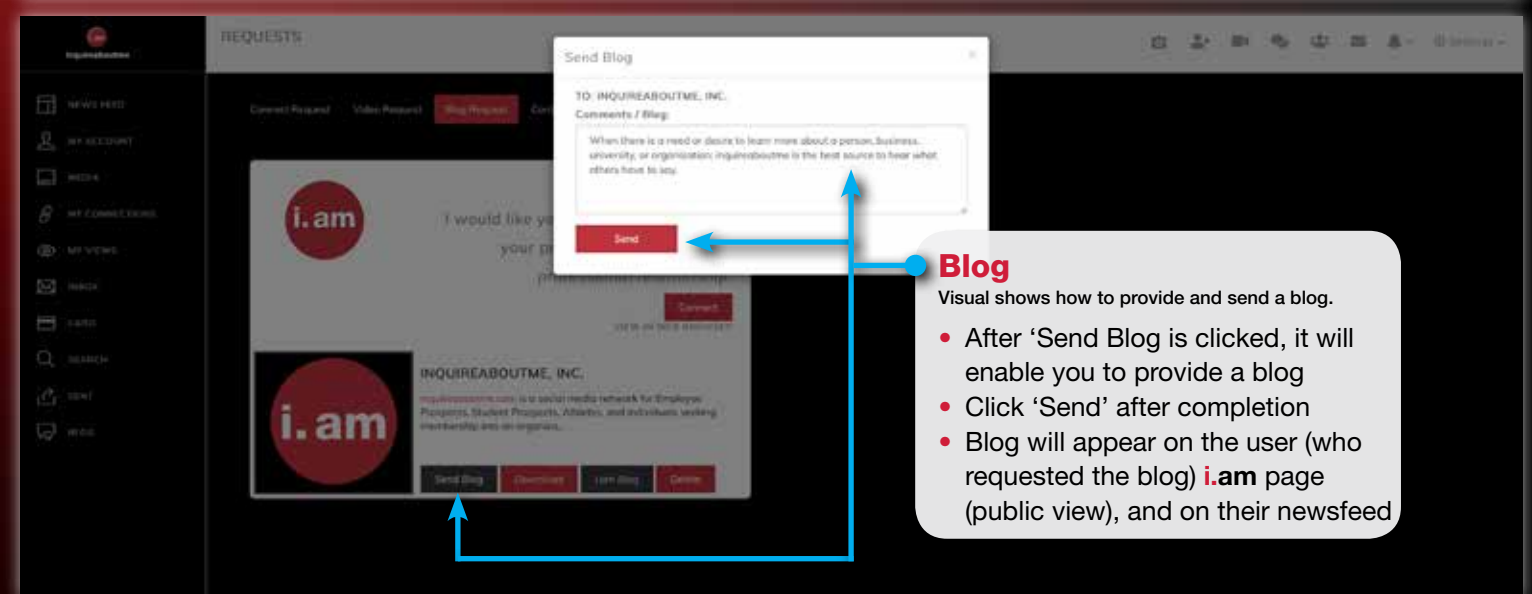
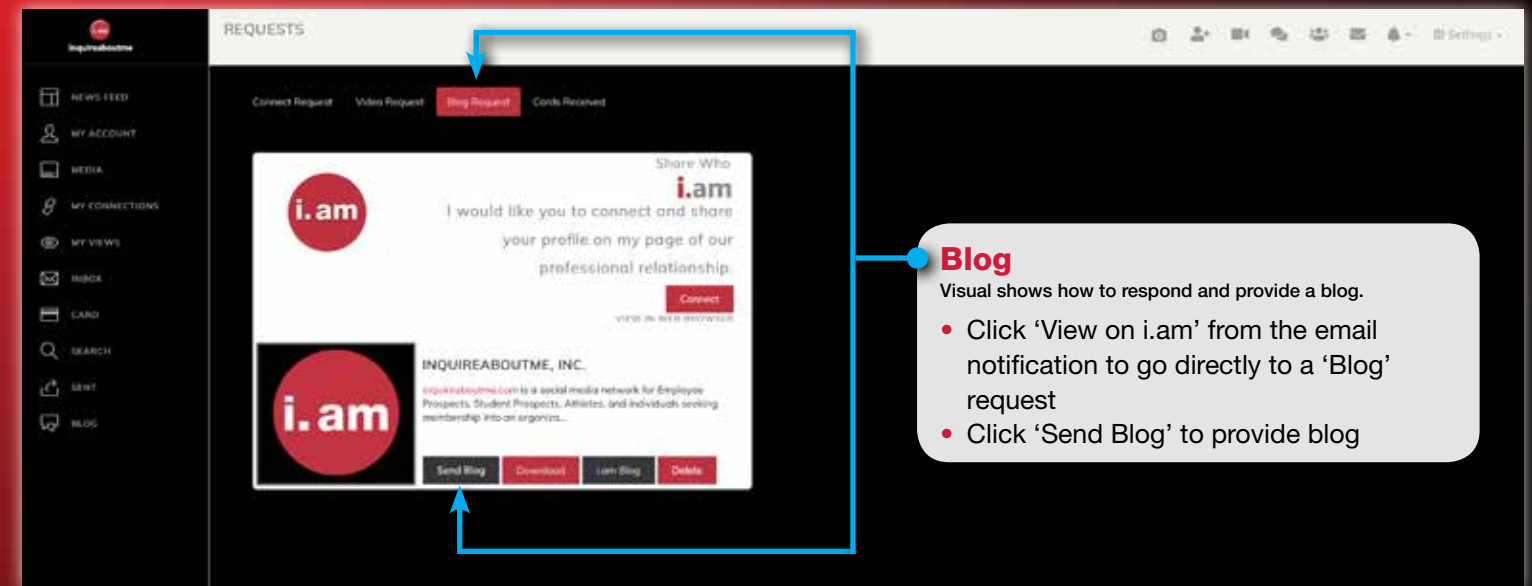
Share/Send Live Stream Accolade Video to Another User

- Click the 'Send' button
- Select user of choice
- Click the 'Send' button in next window
- A notification will be sent to the user

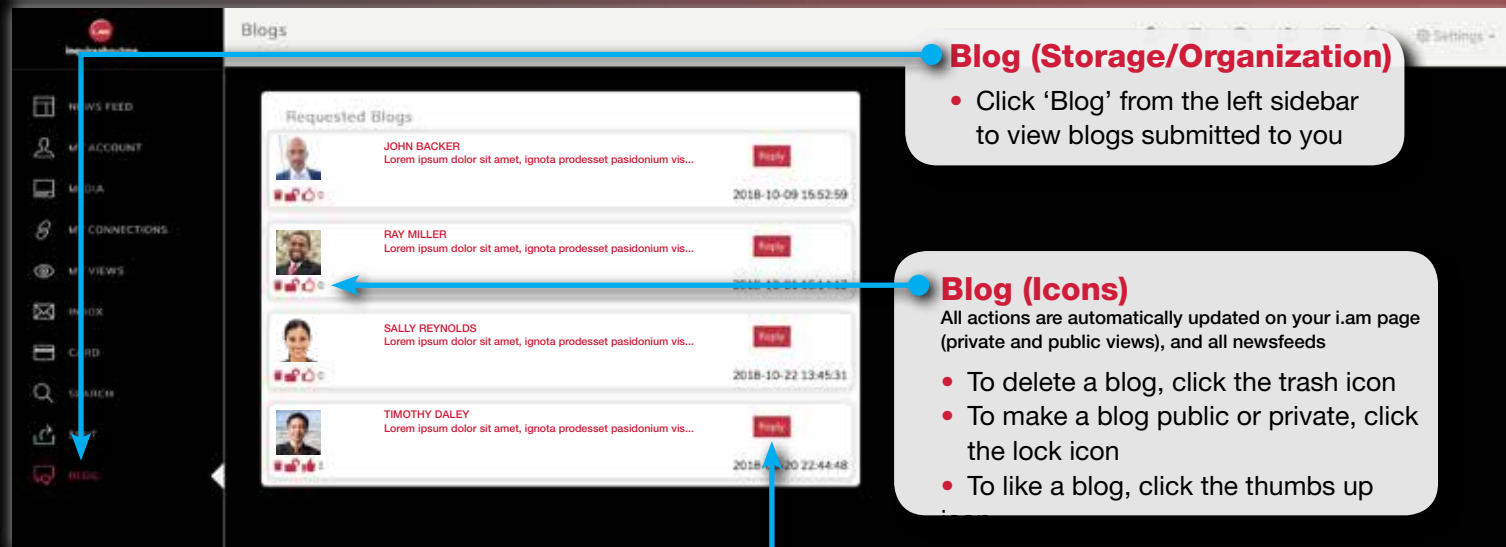
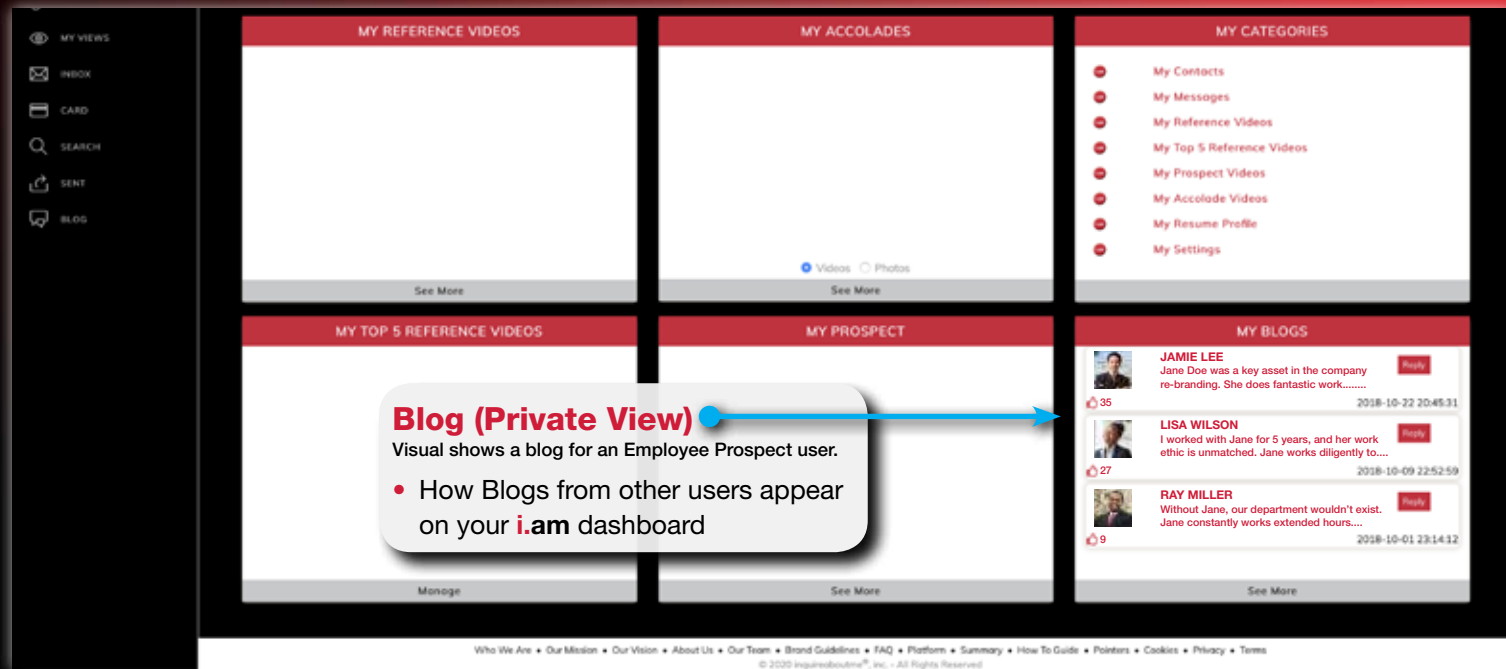
- How to send a **Blog Request** (a comment about you (Employee Prospect, Student Prospect, Sport athlete), or a business (Employer), University, or Organization)



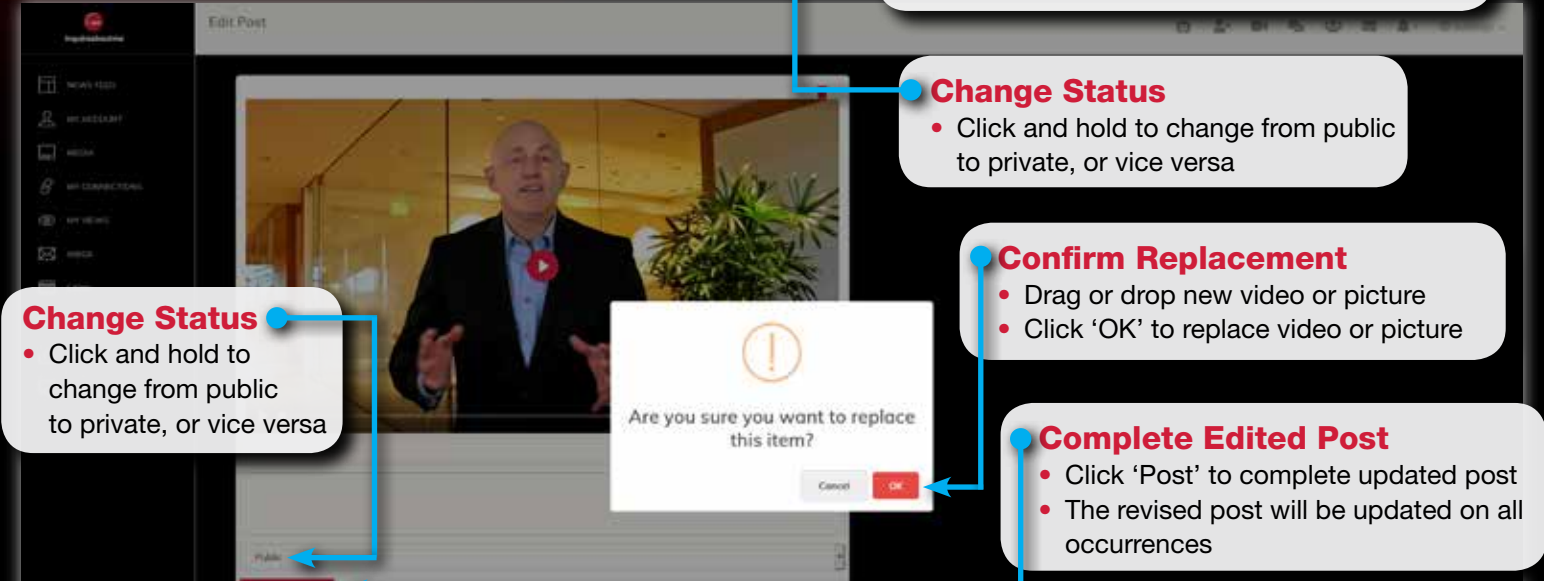
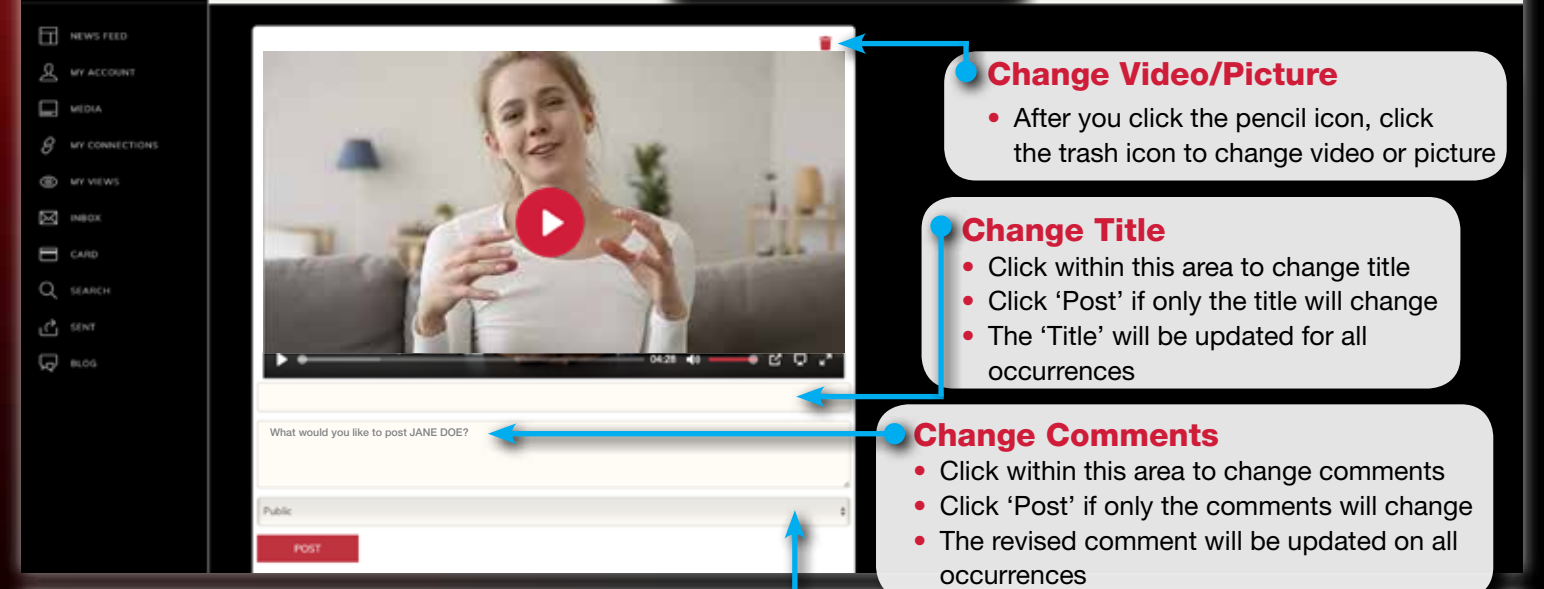
- How to respond to a **Blog Request** and alert notifications



- How Blogs appear on users private dashboard
- How to add a comment to a Blog



- How to update an existing post
- How to change a video, picture file, title, or edit a title or comment



- How initiate, compose, send, retrieve and view messages

Messages (Inbox)

- Click 'Inbox' on the left sidebar to access and compose or reply to your messages (ex. For an Employee Prospect, you may receive a message from an employer for a job you applied to)

Messages (Compose)

- Click 'Compose' to send a message to another i.am user
- A search field will appear as a short cut of i.am users
- Recipient must be registered on [inquireaboutme.com](https://www.inquireaboutme.com).

How to Access Message Inbox

- Click 'MEDIA' in the left side bar area

New Message

TO:

Message:

Send

Move message to a folder

- Click to transfer message to a folder
- When clicked, a window will appear to place in the folder of choice

Reply to a message

- Click to reply to a message

Message details

- Click to view the date, from, to, and the message in general separately

- Create folders with preferred naming convention for organization
- How to change folder naming convention and conduct folder searches

How to Create Folders

- Add naming convention
- Then click 'Create Folder'

How to Access Message Inbox

- Click 'MEDIA' in the left side bar area

How to Change Folder Name

- Click the edit icon
- Then change naming convention

How to Search for a Specific Folder

- Type the beginning characters in the 'Search Based on Title' field
- Then click 'Search Items'

How to Delete a Folder

- Click the trash icon
- Then confirm to delete folder

Folders

Visual shows Employee Prospect user type example.

- Indication that a folder was created successfully

Folders

Visual shows Employee Prospect user type example.

- Folders can be created with a unique naming convention (for organization), for placement of items of choice (ex: An Employee Prospect user may choose to collect videos (or pictures) of Employer users for jobs he/she has applied to. An Employer may choose to create a folder for a position, and store their Employee Prospects 'About Me' video, 'Reference Videos', 'or Accolade' videos/pictures.

- Notification area for ‘Connect/Video/Blog’ requests, ‘Likes’ and ‘Comments’ for Blogs, videos and photos

Notifications

Visual shows Employer user type example.

- Click to see who ‘liked’ or ‘commented’ on your ‘Blog, About Me Video, Reference Video, or Accolade Video/Photo’
- Click to view your ‘Connect/Video/Blog’ request that have been provided
- Notification will appear for users in your network who are ‘Live Streaming’
- The icon will change colors as indication of new notification

How to Delete a Notification

- Click the trash icon to delete a notification

How to Access Notification Control Panel

- Under settings, hover to ‘Notifications’ and click the tab

Enable and Disable Email Notifications

- Email notifications are enabled by default
- To stop receiving emails, unclick the type notification you would like to stop receiving

- How to enable and disable email notifications

Successful Notification to Stop Receiving Emails

- Click the save button after you have unchecked the notification of choice
- A window will appear if the notification update was done correctly

Successful Notification to Receive Emails

- Click the save button after you have unchecked the notification of choice
- A window will appear if the notification update was done correctly



- How to post and add photos, videos to the main newsfeed of your network
- How to post reference videos, titles, and comments

- How to post Accolade Videos and pictures to the main newsfeed of your network
- How to post LIVE Accolade Videos, titles, and comments

Post

- Click 'My Post' tab to make a post into the main newsfeed

Add Video or Picture to Post

- Drag and drop picture or video in this area
- Click in area to search for file on local environment

Contacts

- Shortcut to view contacts in your network

Newsfeed

- To view the latest from your network, click on 'NEWSFEED' in the left sidebar, to view Posts, Video References, Accolade Videos, Accolade Photos, Blogs and About Me Videos from your connections
- Click 'Load More' to view other posts from your network of contacts

Post Type

- Click within area to type a post

Complete Post

- Click to add and complete post
- Post will appear in main newsfeed

New Employers

- Shortcut to view i.am pages of new users

New Student Prospects

- Shortcut to view i.am pages of new Student Prospect users

Right Side Bar (Short Cuts)

- View the right sidebar of the newsfeed to view your contacts, or new Employee Prospects, Student Prospects, Employers, Universities, or Organizations who recently signed up on **inquireaboutme**

Comments

- Post or/and view comments from contacts in your network or from other i.am users in the comment area or by clicking the icon

Add Reference Videos

- Click 'Reference Videos' tab to add a reference video into the main newsfeed

Add Reference Video Title

- Click within area to add a title for post

Add Reference Video Comments

- Click within area to add comments for post

How to Make Reference Videos Public or Private

- Click to select public or private
- If private, reference videos will not appear in newsfeeds

How to Add Reference Video to Post

- Drag and drop picture or video in this area
- Click in area to search for file on local environment

Complete Reference Video Post

- Click 'Upload Video' tab to complete reference video post
- Reference video post will appear in main newsfeed

How to Add Accolade Video to Post

- Drag and drop picture or video in this area
- Click in area to search for file in local environment

Add Accolade Videos

- Click 'Accolades' tab to add a accolade video into the main newsfeed

Add Accolade Video Title

- Click within area to add a video title

Complete Accolade Video Post

- Click 'Upload Video' tab to complete accolade video post
- Accolade video post will appear in main newsfeed

How to Make Accolade Videos Public or Private

- Click to select public or private
- If private, accolade videos will not appear in newsfeeds

Add Accolade Video Comments

- Click within area to add comments for post

Conduct 'LIVE' Accolade Video Post

- Click camera icon to initiate a live accolade video post
- Click camera icon in the 'Video Recorder' screen to start recording
- Pause, stop, or delete accolade recording
- Click the save icon to post Accolade Video in newsfeed
- Click the camera icon to restart Accolade Video
- Accolade video will appear on user i.am page and media area

Add Accolade Videos

- Click 'Accolades' tab to add a accolade video into the main newsfeed

How to Make Accolade Photos Public or Private

- Click to select public or private
- If private, accolade videos will not appear in newsfeeds

Add Photo Title

- Click within area to add a video title

How to Add Accolade Photo to Post

- Drag and drop photo or video in this area
- Click in area to search for file on local environment

Add Photo Comments

- Click within area to add comments for post

Complete Accolade Picture Post

- Click 'Upload Photo' tab to complete accolade picture post
- Accolade picture post will appear in main newsfeed

i.am Main Newsfeed

- How to tag and hyperlink a person, employer, university or organization
- How to hyperlink another web page

Tag

- To tag a person, employer, university, or organization; type a character of whom you would like to tag
- Highlight the person, employer, university or organization, then click to tag
- The tagged item will change color and is now a hyperlink, and when clicked by a user, it will go to the i.am page of the tagged item

Red Dot

- Indicates user is currently logged on **inquireaboutme**

Hyperlinking Webpage

- Type or cut and paste the desired website address
- A snippet of the website will appear within the main and individual newsfeeds

i.am User Individual Newsfeed

- How to navigate a newsfeed for a person, employer, university or organization
- How individual newsfeeds appear before other users

Private View

Visual shows Employer user type example.

- Private view (how your profile page appears before you)

Add a Post, Reference Video, Accolade Videos or Photo

- Click the corresponding tab

Add Title

- Click within area to add a video title

How to Add Accolade Video or Photo to Post

- Drag and drop photo or video in this area
- Click in area to search for file in local environment

Add Comments

- Click within area to add comments for post

Complete Post

- Click tab to complete post
- Post will appear in main newsfeed

How to Make Post Public or Private

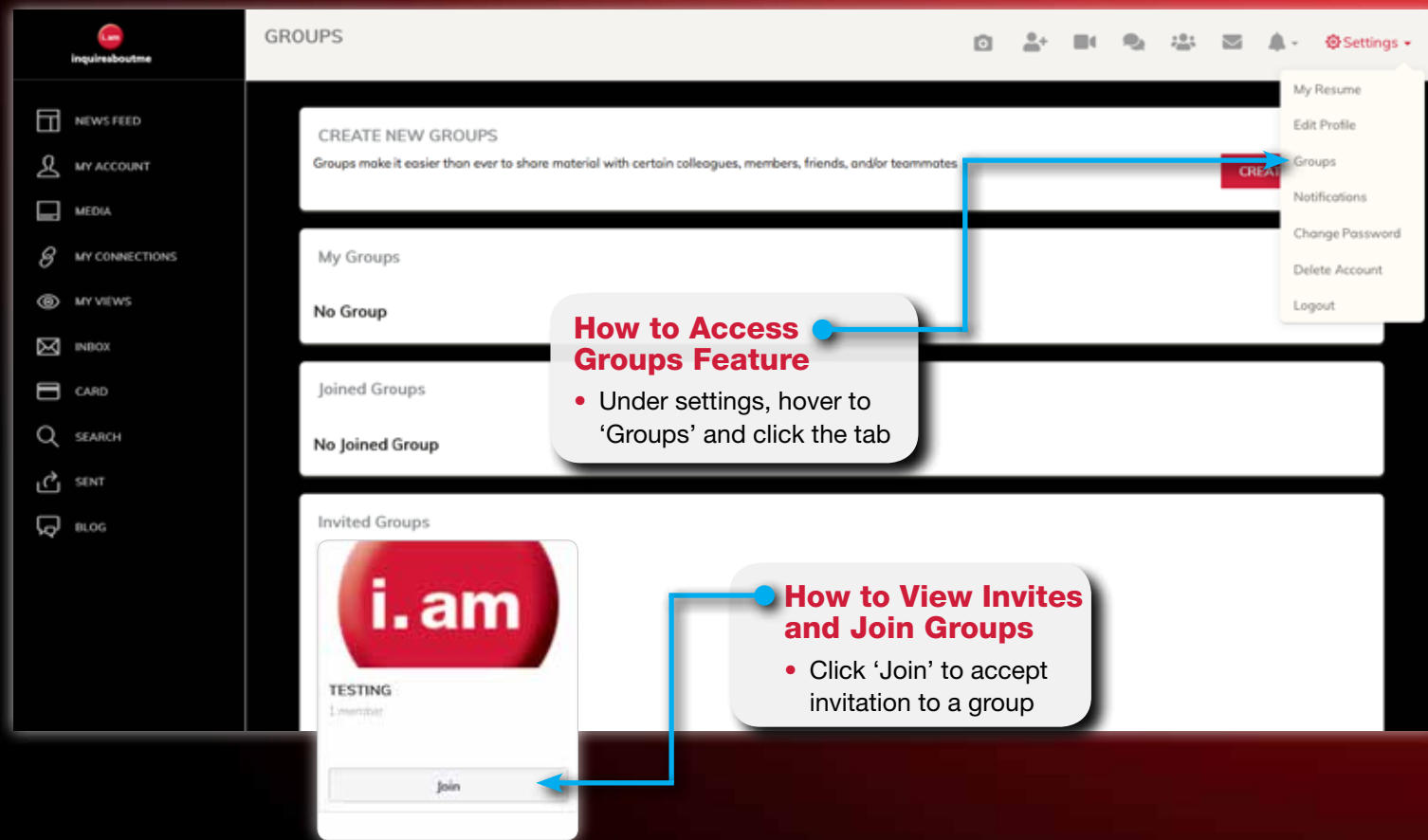
- Click to select public or private
- If private, post will not appear in newsfeeds

Individual Newsfeed

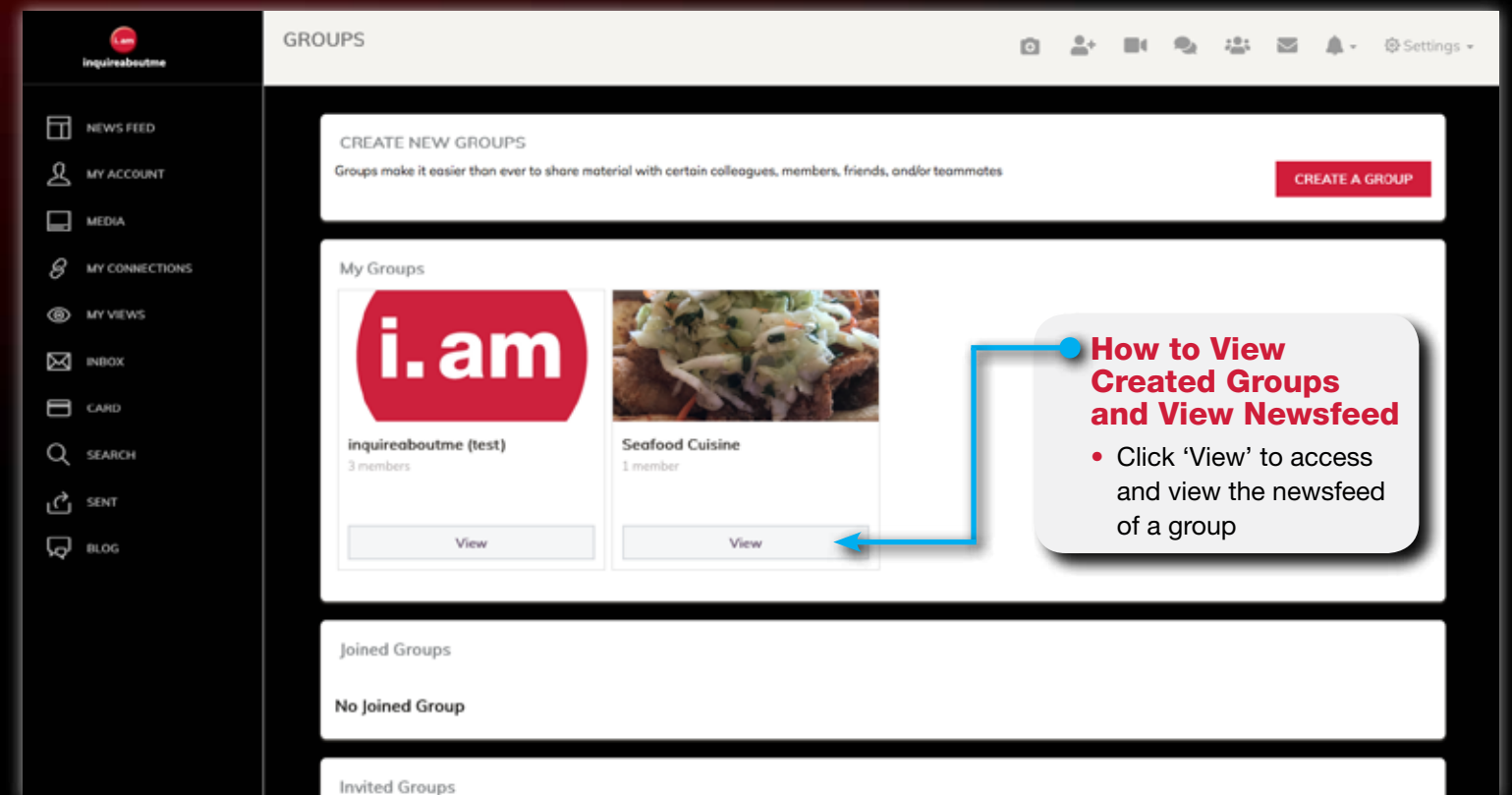
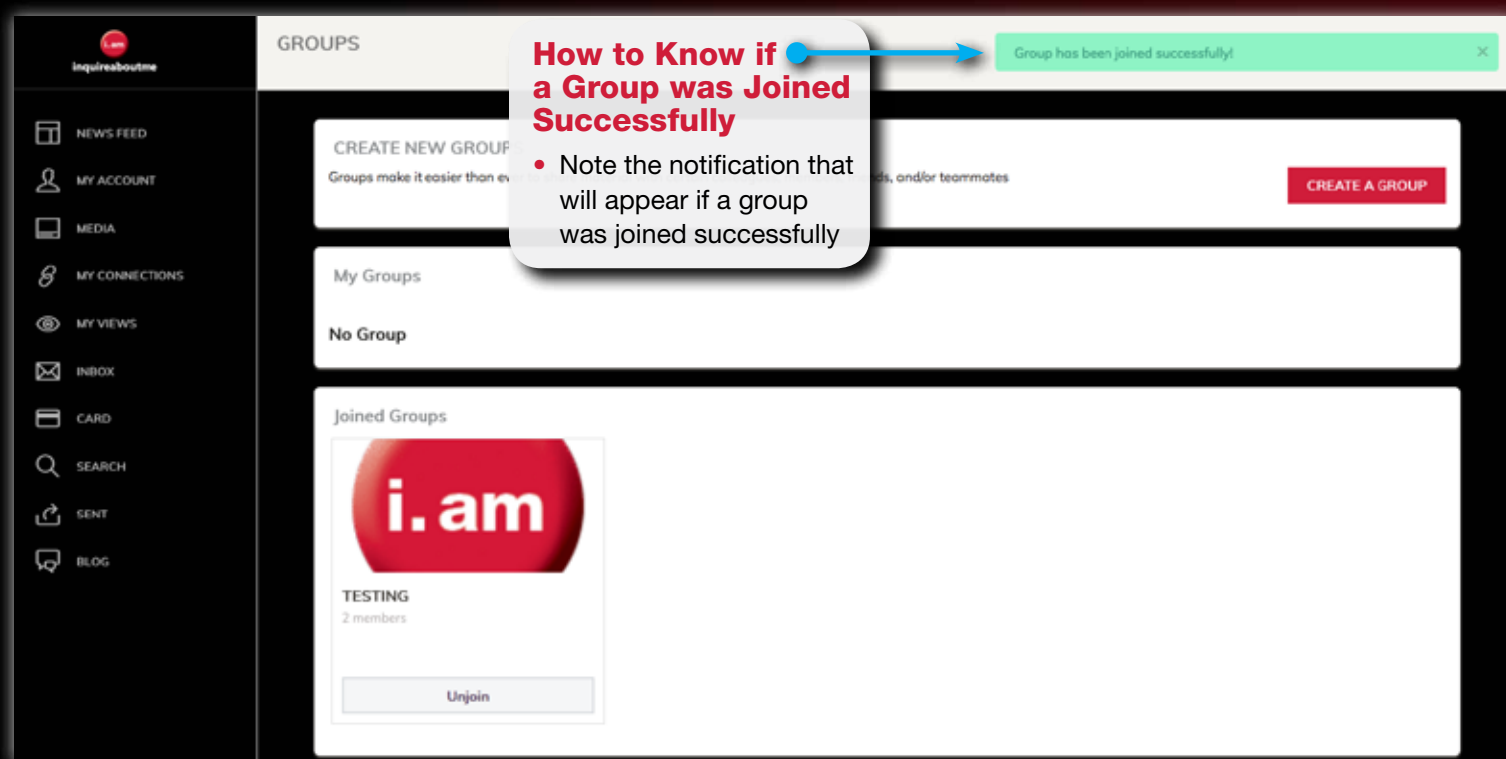
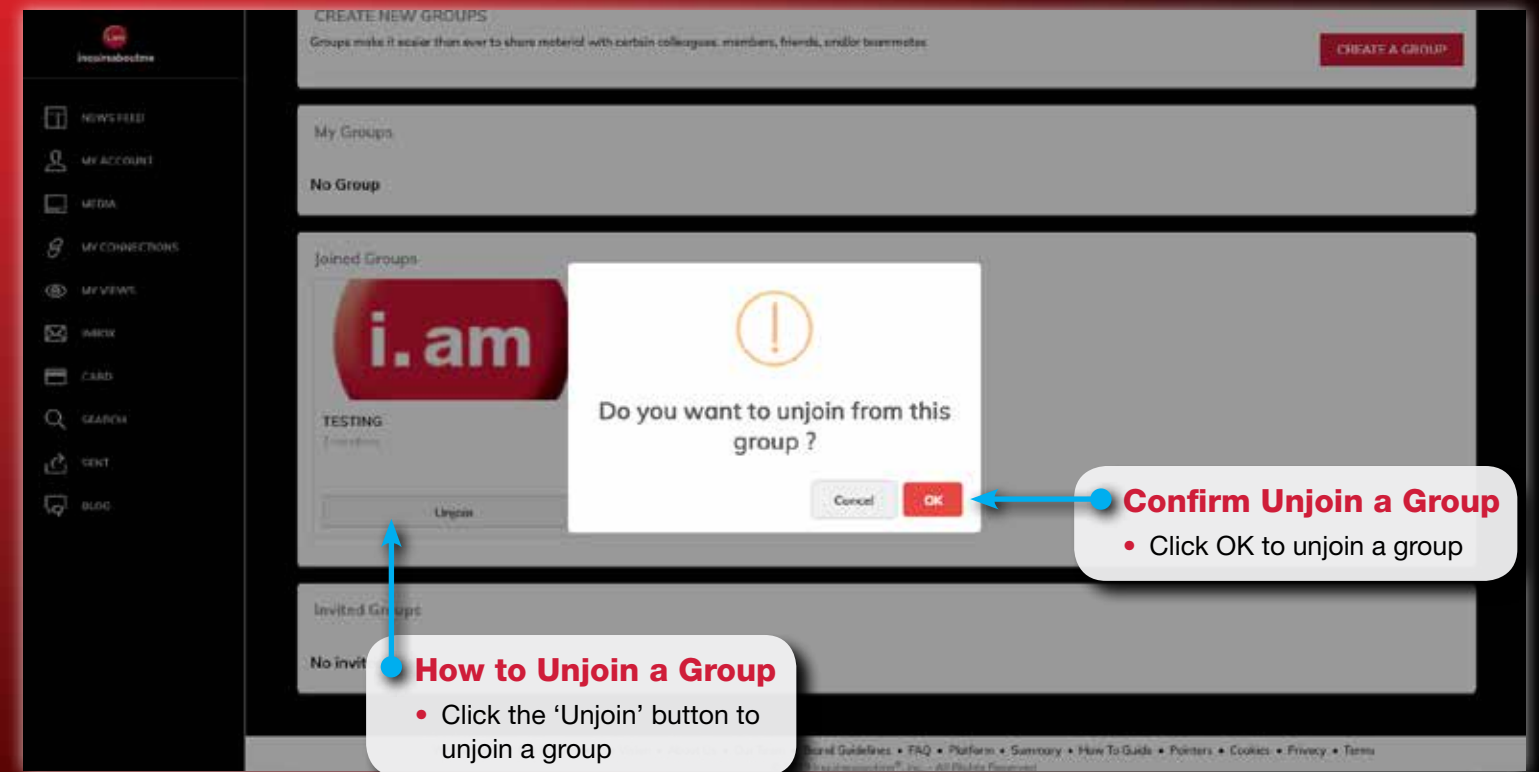
- All users have an individual newsfeed
- Click the hyperlink of any post to view their i.am page and newsfeed

i.am Groups

- How to access groups
- How to join a group

**i.am Groups**

- How to unjoin a group
- How to view contents of created groups



i.am Groups

- How to create a group
- How to invite other users to a group
- How to post in group newsfeed

Group Name

- Add group name here

Upload Group Logo or Photo

- Click 'Browse' to select group logo or photo

How to Make Post Public or Private

- Click to select public or private
- If private, other group members can not invite other members
- If public, group members can invite other users to join

Complete upload and Finalize Group

- Logo or photo image appears
- Click the 'Submit' button to confirm creation of group

Invite Users

- Type a character used in the first or last name of whom you would like to invite
- Click the name of the user when it appears
- User will appear in invite window
- User will receive notification

Post

- Click 'My Post' tab to make a post into the group newsfeed

Add Video or Picture to Post

- Drag and drop picture or video in this area
- Click in area to search for file on local environment

Shortcut to Invite Other Users

- Type a character used in the first or last name of whom you would like to invite

Complete Post

- Click 'Post' to add to newsfeed

Edit Post

- Click to edit your group post

i.am Share, Save, and Download Posts

- How to save a post to a media folder or to 'My Prospect Area'
- How to share and save a post
- How to download a video or picture file to local environment

Save Post

- Click 'Save' to place a post in media area, into a customized folder or 'My Prospect Area'

Download Video or Photo of a Post

- Click download icon to download a video or photo of a post to local environment

Share Post

- Click share icon to share post with another user
- Type a character used in the first or last name of whom you would like to invite
- Click the name of the user when it appears
- User will appear in invite window
- Click 'Send' to complete

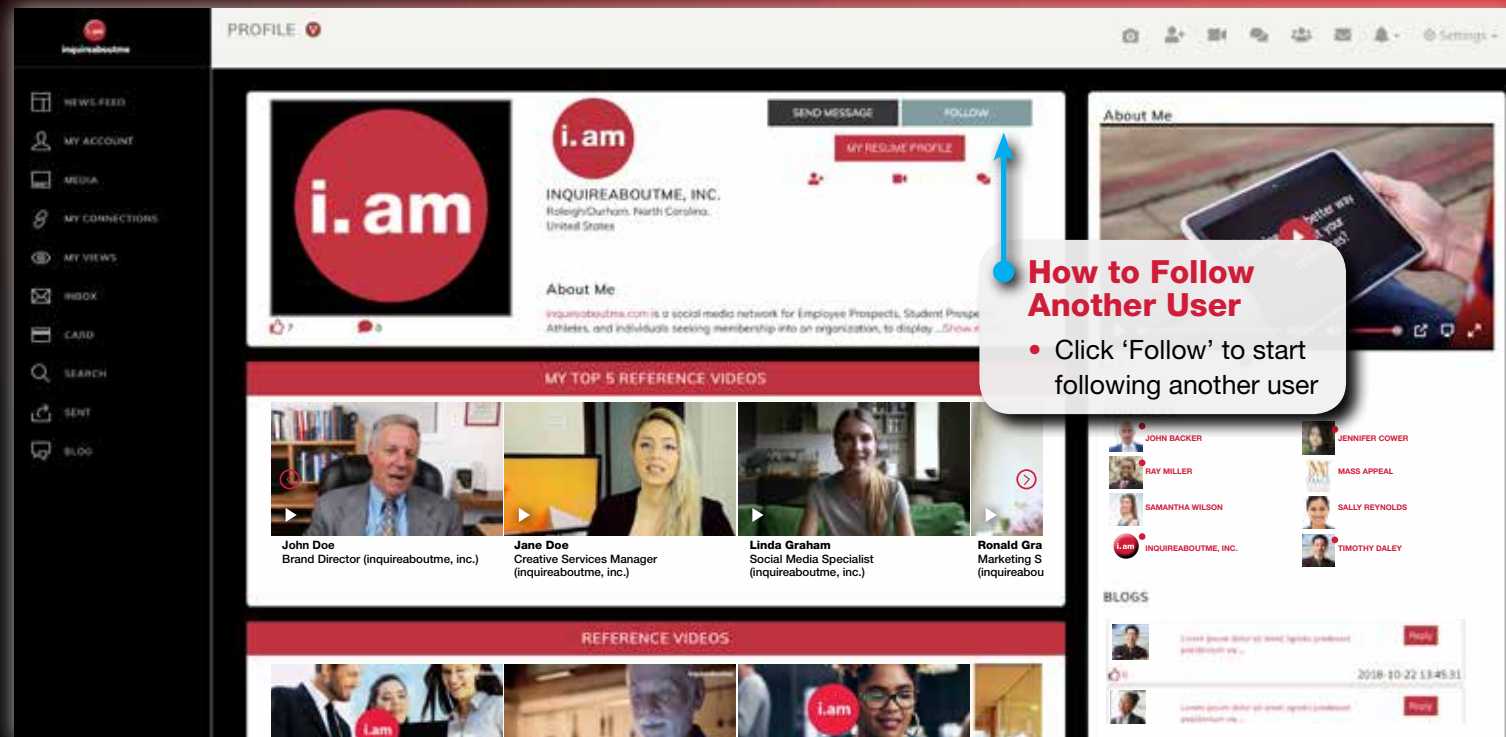
Share Post Notification

- Banner will appear if you've shared post already

You have already share this post

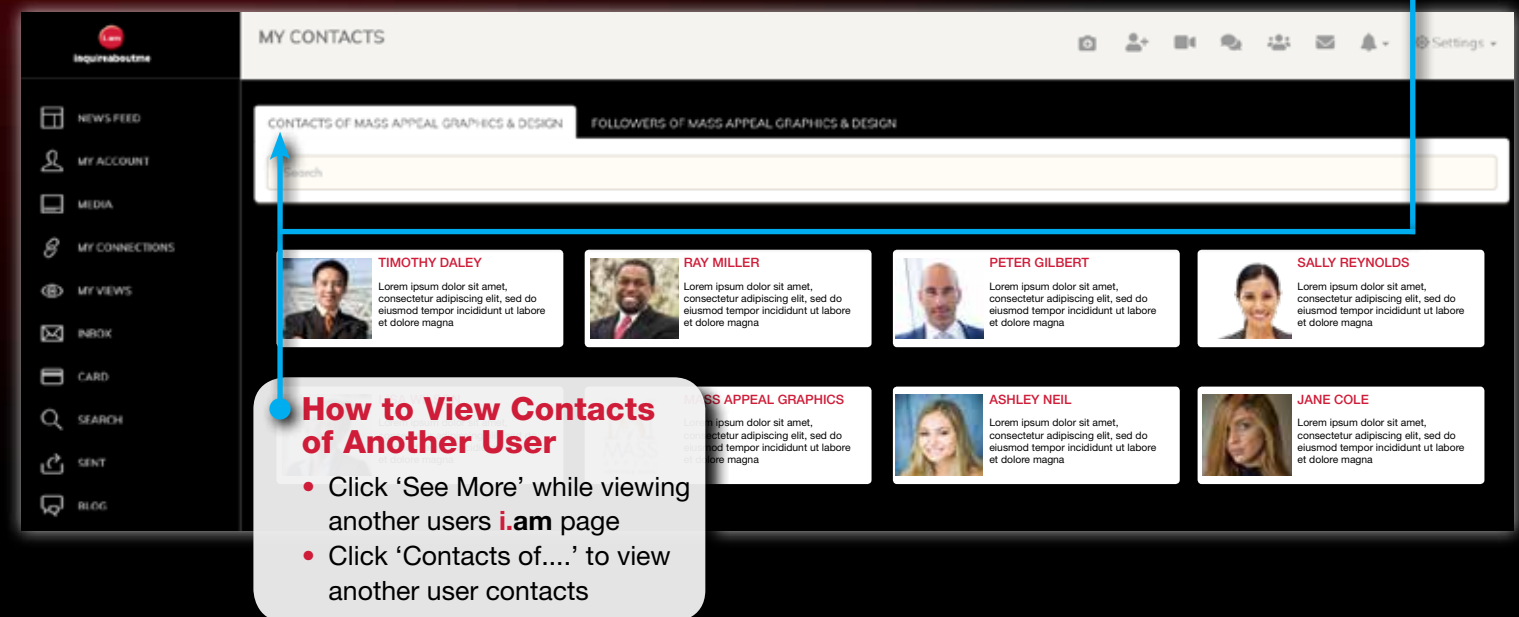
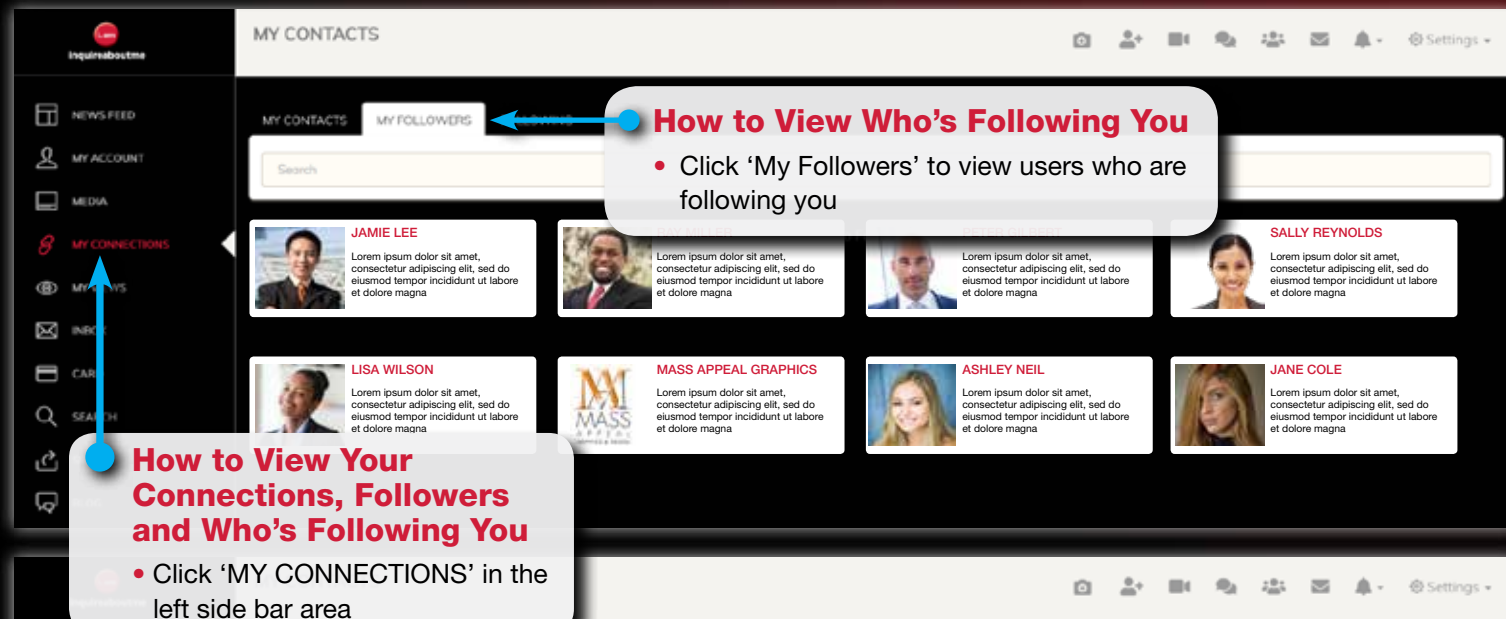
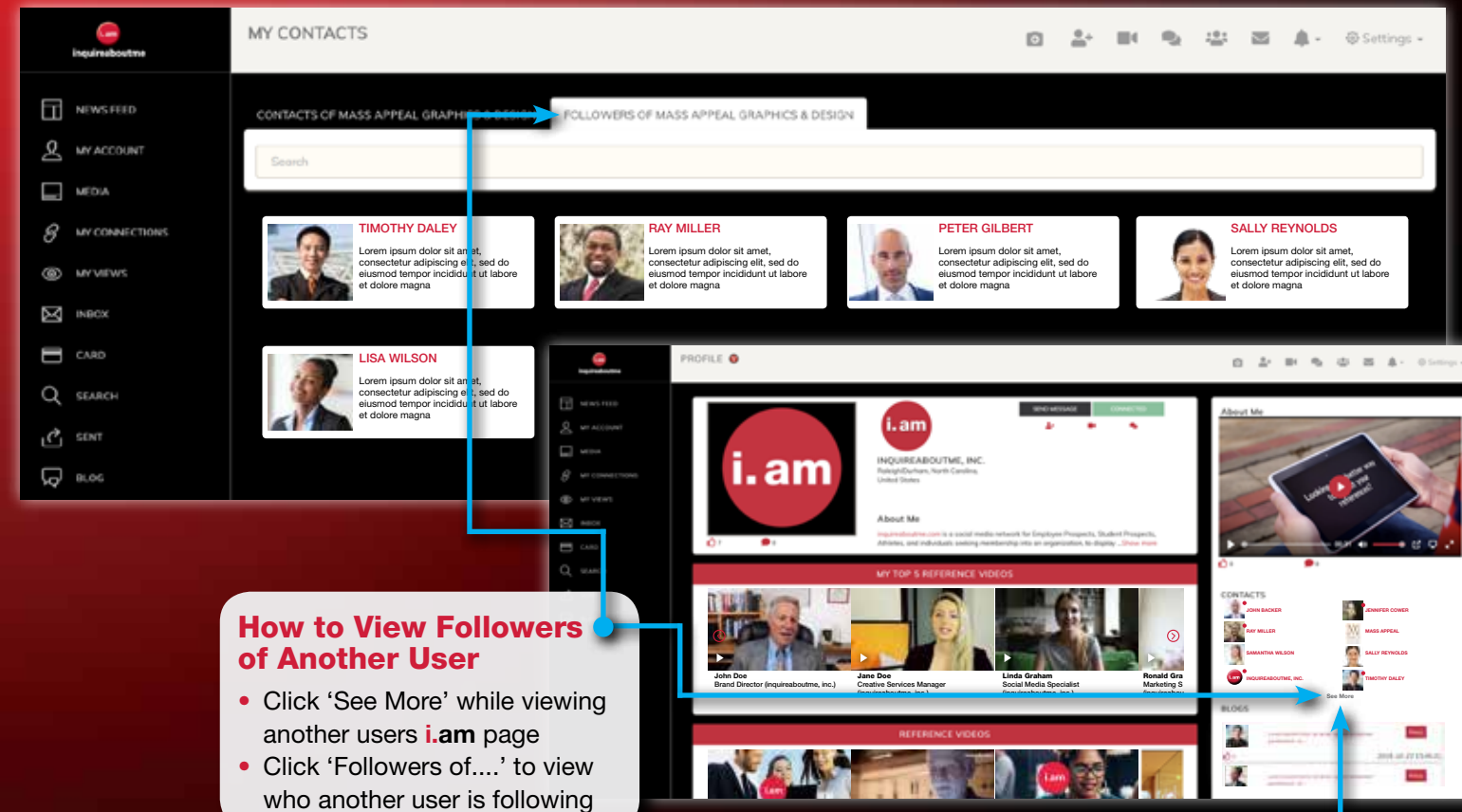
i.am Follow/My Connections

- How to follow a person, employer, university or organization
- How to view who you're following
- How to view who's following you



i.am Follow/My Connections

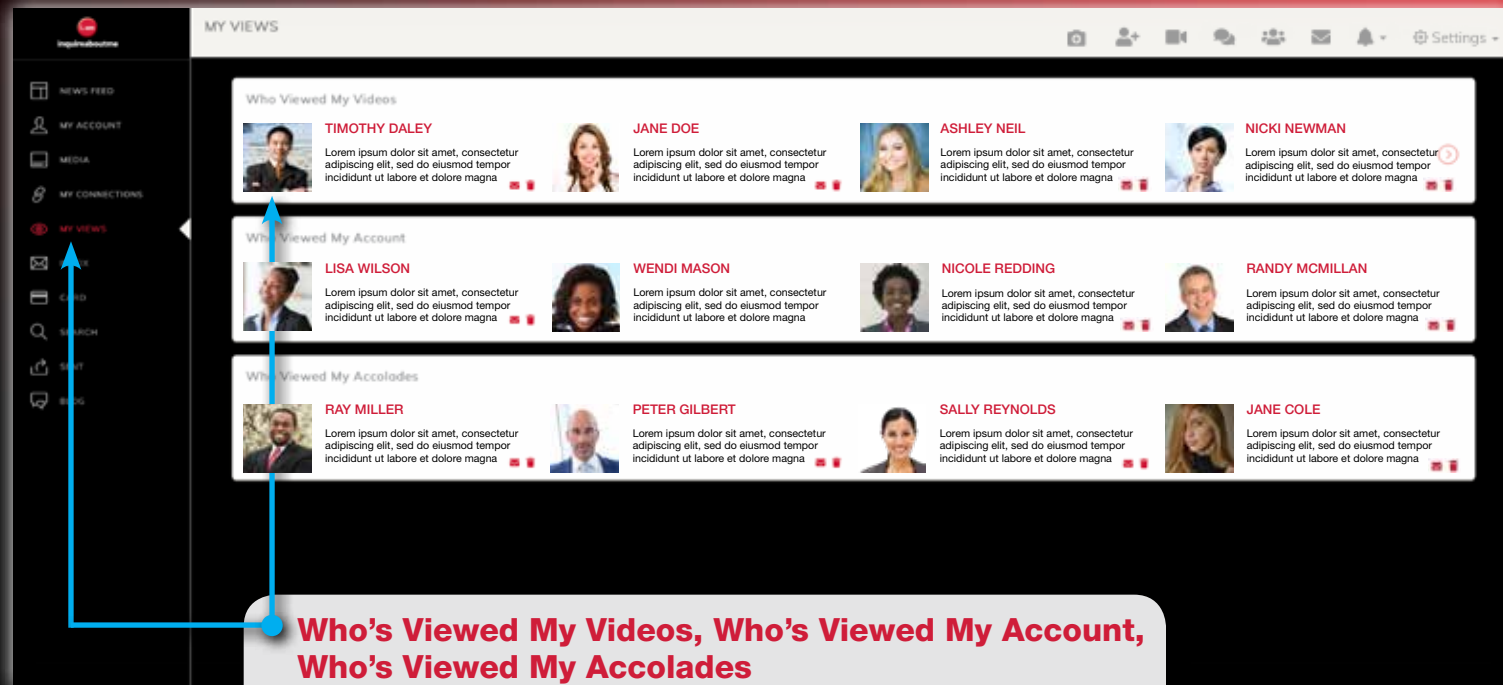
- How to view who's following another user
- How to view contacts of another user



i.am Who's Viewed My Videos, Who's Viewed My Account, Who's Viewed My Accolades

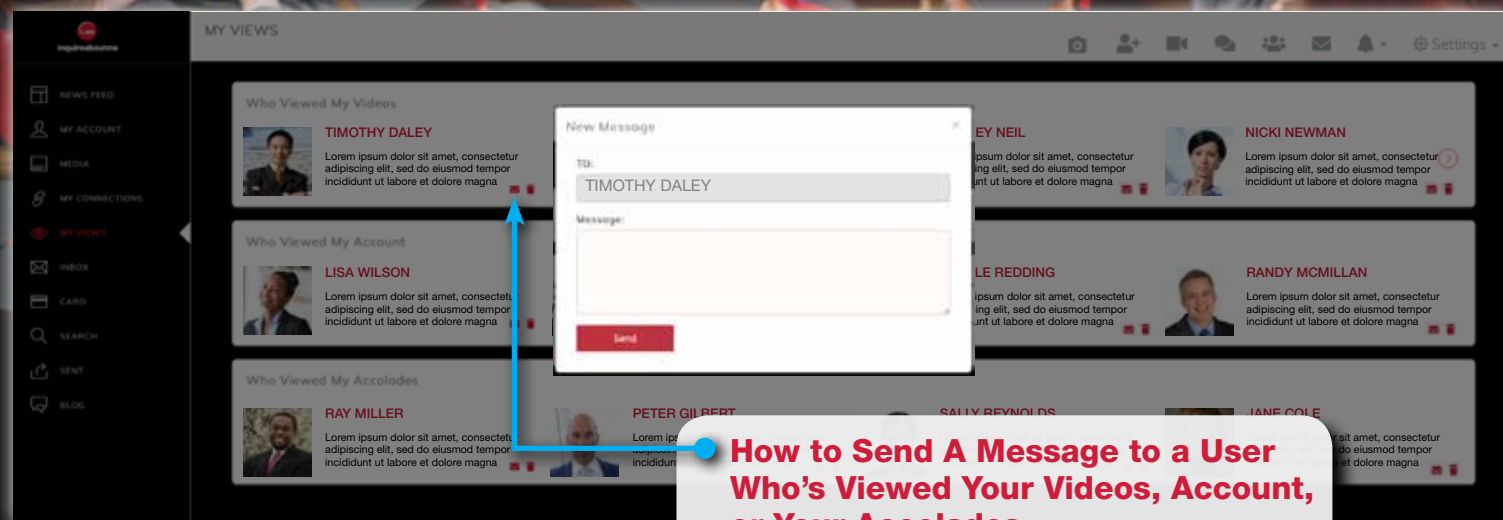
- How to check **i.am** users who's viewed your **i.am** page, photos, and/or videos

- How to search for other **i.am** users, by account types
- How to search for other **i.am** users on the main homepage of **inquireaboutme.com**



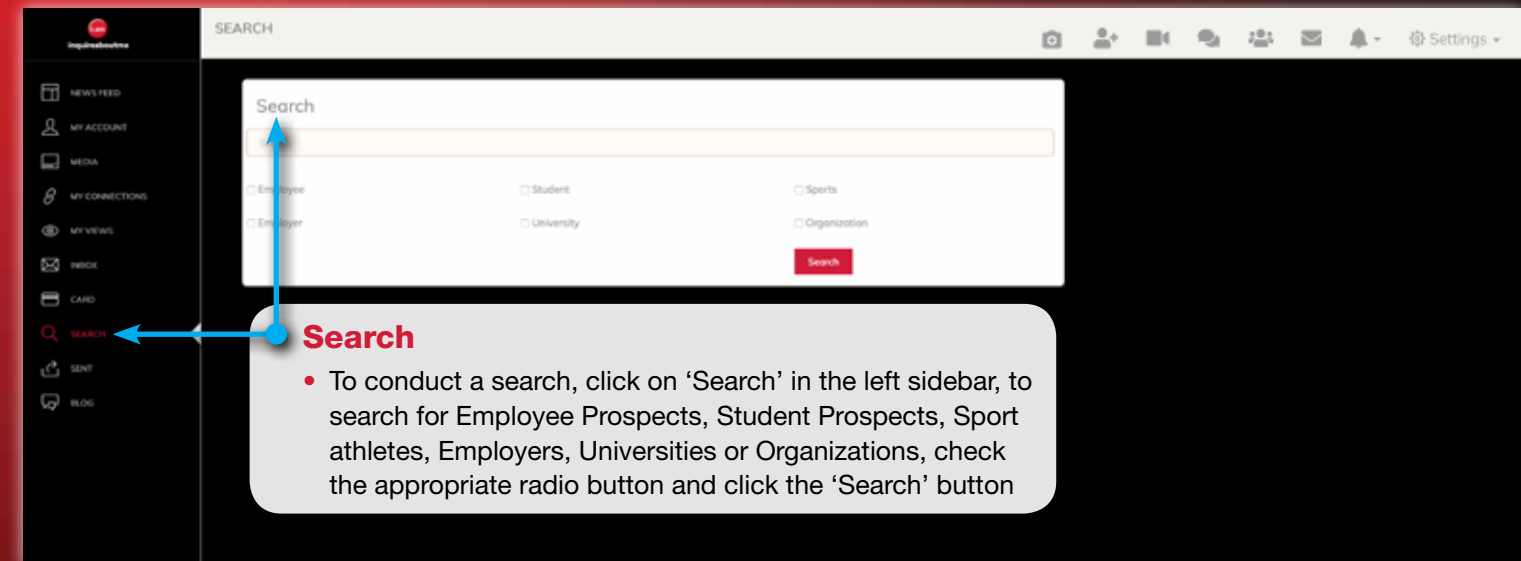
Who's Viewed My Videos, Who's Viewed My Account, Who's Viewed My Accolades

- To see **i.am** users who's viewed your reference videos or accolade videos/photos, click 'MY VIEWS' from the left sidebar



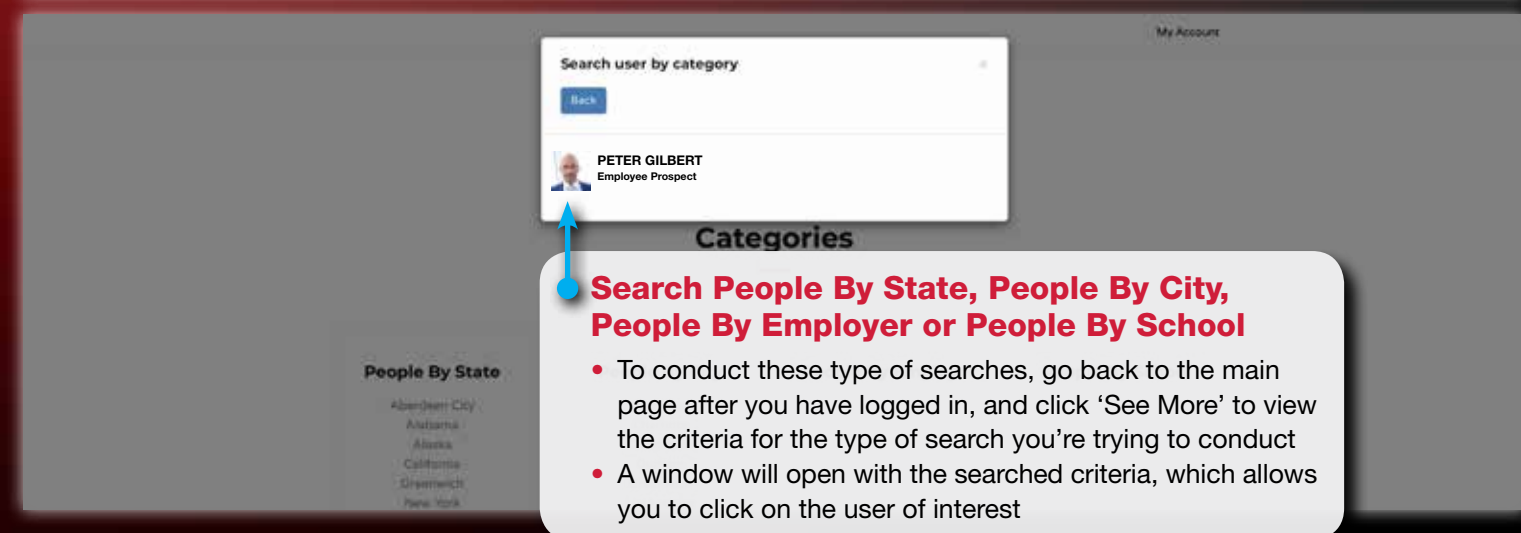
How to Send A Message to a User Who's Viewed Your Videos, Account, or Your Accolades

- Click the message icon for window to appear (name will appear in 'To' area by default)
- Type in message field
- Click 'Send' to complete message



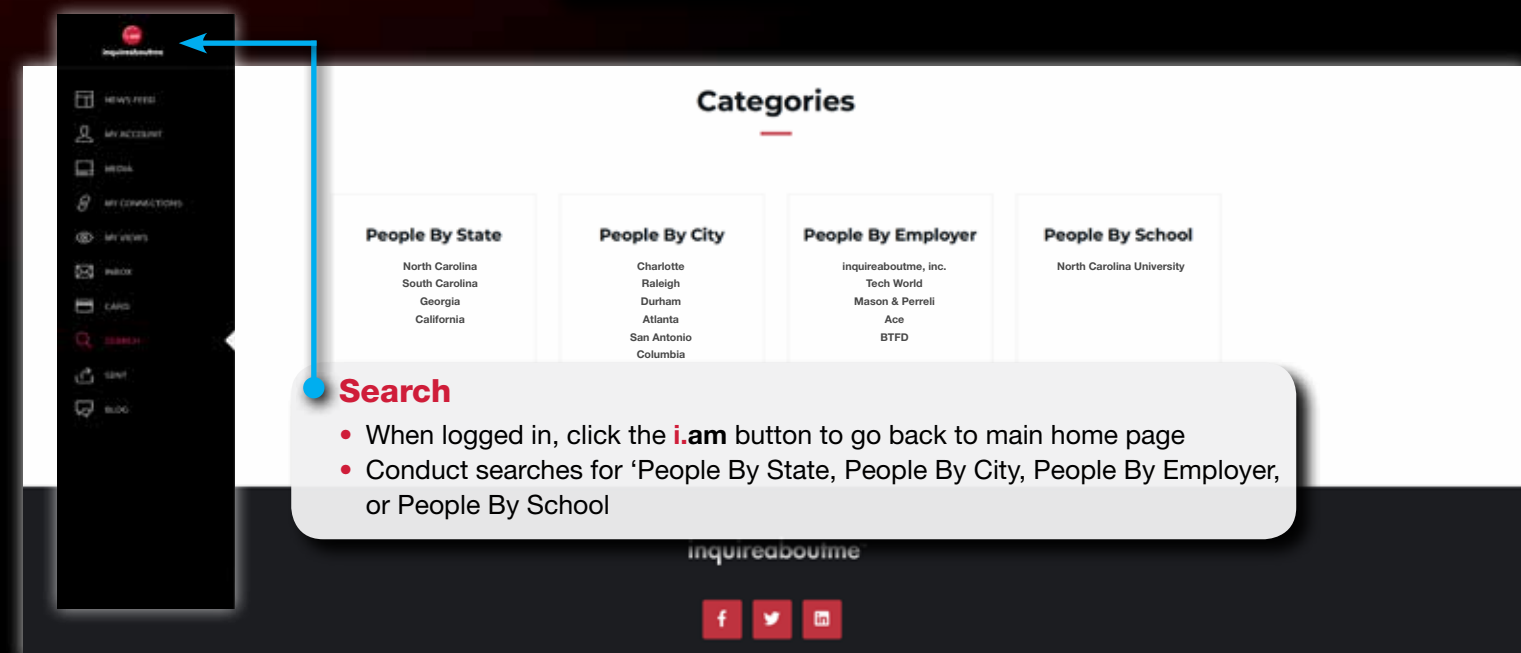
Search

- To conduct a search, click on 'Search' in the left sidebar, to search for Employee Prospects, Student Prospects, Sport athletes, Employers, Universities or Organizations, check the appropriate radio button and click the 'Search' button



Search People By State, People By City, People By Employer or People By School

- To conduct these type of searches, go back to the main page after you have logged in, and click 'See More' to view the criteria for the type of search you're trying to conduct
- A window will open with the searched criteria, which allows you to click on the user of interest

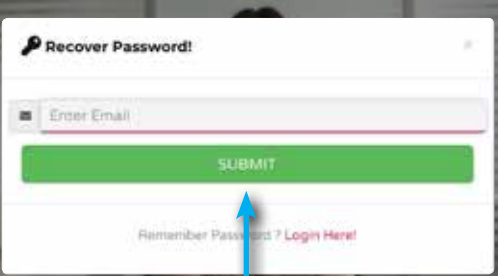


Search

- When logged in, click the **i.am** button to go back to main home page
- Conduct searches for 'People By State, People By City, People By Employer, or People By School

i.am Recover Password

- How to recover and create a new password




Recover Password

- Click 'Login' on the homepage of **inquireaboutme**
- Click 'Forgot Password'

Recover Password

- Enter the email address associated with your account
- Click 'Submit' to complete




Recover Password

- Message will appear that indicates a reset link has been sent to your email address

i.am Recover Password

- Email and web page to reset and create a new password



Reset Password

Admin@inquireaboutme <admin@inquireaboutme.com>
To: "johndoe@inquireaboutme.com" <johndoe@inquireaboutme.com>

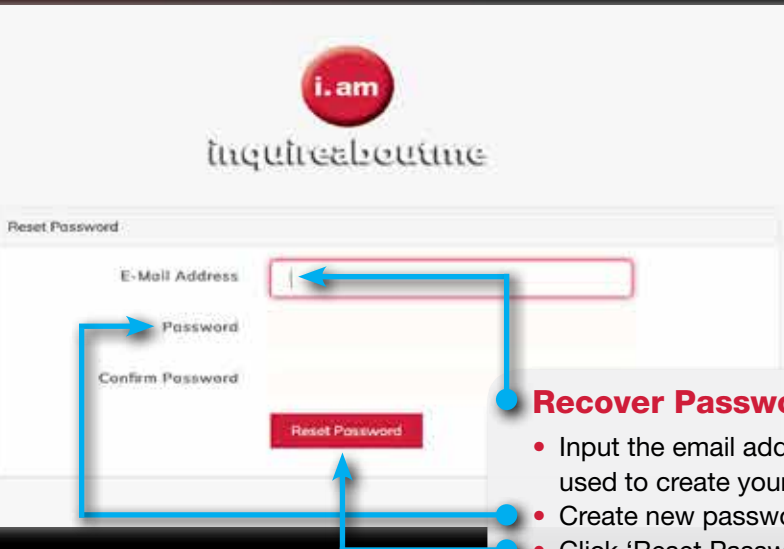
i.am
inquireaboutme

Hello!
You are receiving this email because we received a password reset request for your account.

Reset Password

Recover Password

- When the email notification is received, click the 'Reset Password' button



i.am
inquireaboutme

Reset Password

E-Mail Address
Password
Confirm Password
Reset Password

Recover Password

- Input the email address used to create your account
- Create new password
- Click 'Reset Password' to complete and access account



i.am

inquireaboutme®

Summary

inquireaboutme allows others to put a face with the name, and actually see and hear what others say about a person, business, university, or organization; using video references.

Whether you're applying for a job, college, membership, or highlighting your business, university, or organization achievements; **inquireaboutme** does the talking for you with videos, pictures, and blogs.

You better your chances at meeting your goals on
inquireaboutme.com

